

# ZZZZ 1234 – Sample Course for Online Development

## Developer Information

**Name:** FacultyFirstName Lastname

**Email Address:** faculty-email-address@mtsu.edu

## Course Information

**Course ID and Name:** ZZZZ 1234 – Sample Course for Online Development

**Course Description:**  
Narrative description of what the course is about.

**Semester of Delivery:** Spring Summer YYYY Fall

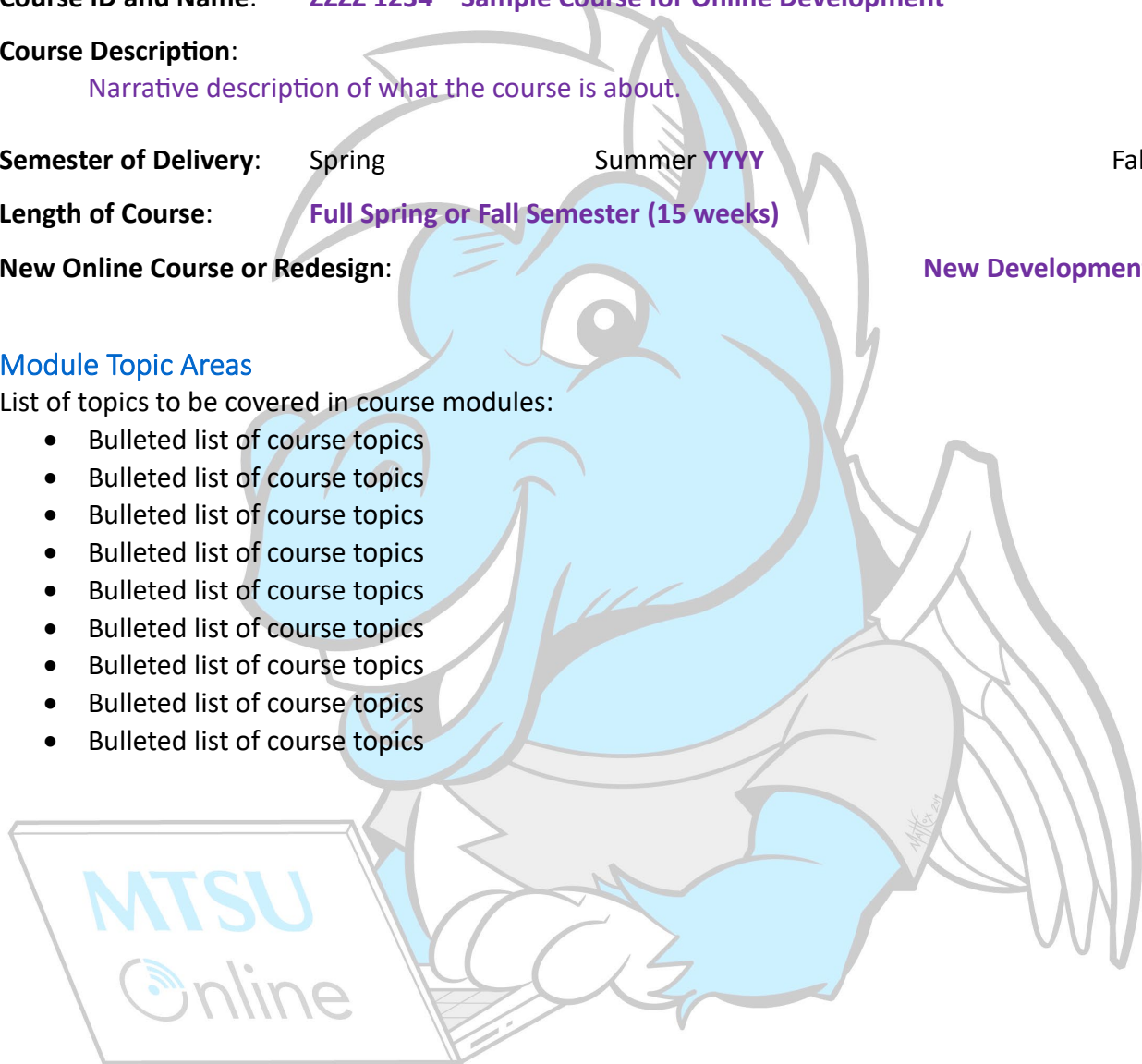
**Length of Course:** Full Spring or Fall Semester (15 weeks)

**New Online Course or Redesign:** New Development

## Module Topic Areas

List of topics to be covered in course modules:

- Bulleted list of course topics
- Bulleted list of course topics
- Bulleted list of course topics
- Bulleted list of course topics
- Bulleted list of course topics
- Bulleted list of course topics
- Bulleted list of course topics
- Bulleted list of course topics
- Bulleted list of course topics
- Bulleted list of course topics



## ZZZZ 1234 – Sample Course for Online Development

### Course Objectives

- Course Objective List (taken from syllabus or Curriculum Committee proposal)
- Course Objective List (taken from syllabus or Curriculum Committee proposal)
- Course Objective List (taken from syllabus or Curriculum Committee proposal)
- Course Objective List (taken from syllabus or Curriculum Committee proposal)
- Course Objective List (taken from syllabus or Curriculum Committee proposal)

Are you able to change these course objectives?  No



# ZZZZ 1234 – Sample Course for Online Development

## Module Topic Areas and Student Learning Outcomes (SLOs)

*In accordance with online best practices as outlined by [Online Learning Consortium](#) and [Quality Matters](#) guidelines, all modules should include the following:*

- Module Overview / Welcome
- Student Learning Outcomes (SLOs)
- Course Objectives Aligning with SLOs
- Instructional Materials
- Activities and Assessments
- Module Summary and Next Steps

What follows are the topics formatted into a course map where you will work with your assigned ID as you review Student Learning Outcomes (SLOs) and their associated course objectives.

Building the map further, you will identify instructional materials (readings, media, etc.). Please include guiding questions or focus statements to provide context for each item. Introduce the materials with a brief narrative that explains its purpose and value to the student. When possible, connect it to course topics, objectives, activities, and assignments.

Additionally, describe the activities and assessments you will use. Once you decide on the activities, *consider your instructions and what you are looking for from each student* to add here.

Lastly, consider how you will wrap up the module, summarizing key elements of learning. Prepare your students for the next steps in their learning experience by including a brief narrative of how this topic connects to the next or prompting students to make their own connections with concepts from module to module.

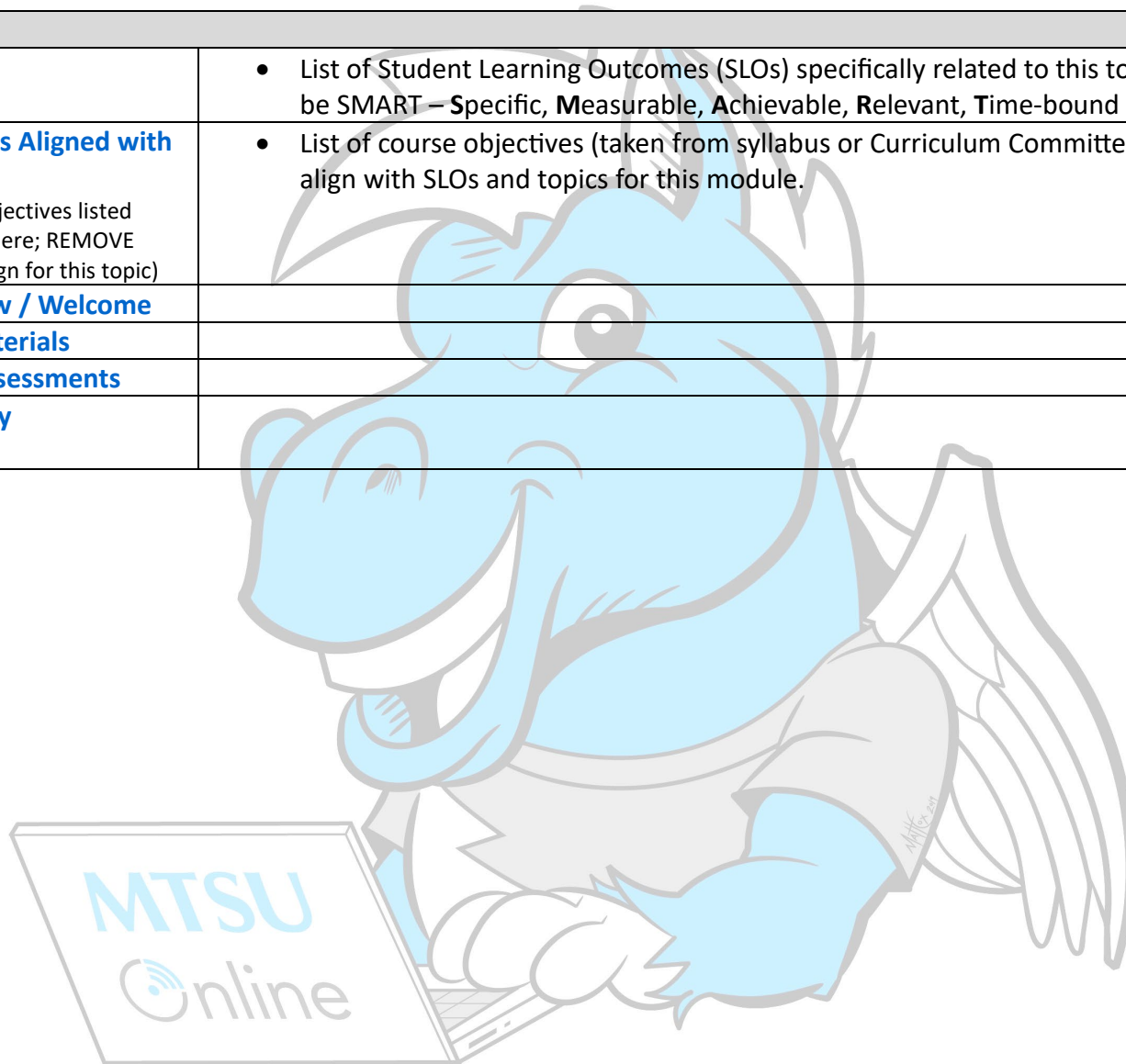
The Summary / Next Steps information can be added as sub-module or included in the course as a prepopulated / scheduled news item. Use this space to create a draft of that information.

## ZZZZ 1234 – Sample Course for Online Development

<b>Topic: Topic 1</b>	
<b>List of Student Learning Outcomes (SLOs)</b>	<ul style="list-style-type: none"> <li>List of Student Learning Outcomes (SLOs) specifically related to this topic. SLOs should be SMART – Specific, Measurable, Achievable, Relevant, Time-bound</li> </ul>
<b>Course Objectives Aligned with These SLOs</b> (NOTE: All course objectives listed above are included here; REMOVE those that do not align for this topic)	<ul style="list-style-type: none"> <li>List of course objectives (taken from syllabus or Curriculum Committee proposal) that align with SLOs and topics for this module.</li> </ul>
<b>Module Overview / Welcome</b>	Describe what users will be learning in each module/unit and how the specific SLOs, course objectives, materials, and activities relate.  <b>Activities/Assignments –</b>
<b>Instructional Materials</b>	List instructional materials (readings, videos, lectures, etc.) related to this topic. Include guiding questions or focus statements to provide context for each item. Introduce the readings, links, videos, or podcasts, etc. with a brief narrative that explains its purpose and value to the student. When possible, connect it to course topics, objectives, activities, and assignments.
<b>Activities and Assessments</b>	Describe what students will be doing to reflect upon, practice, and apply specific course concepts addressed in this topic area. Do you have a traditional assessment such as quiz or textbook questions or is it something like a concept map, video development, field trip to a (virtual) museum, reflection paper, opinion paper, cases studies, crossword puzzle, presentation, project development, etc.?  Once you decide on the activities, <i>consider your instructions and expectations as to what you are looking for from each student.</i> Add that information here.
<b>Module Summary and Next Steps</b>	Describe how this module will be wrapped up and how students will be prepared for / connect to the next area or end of course.

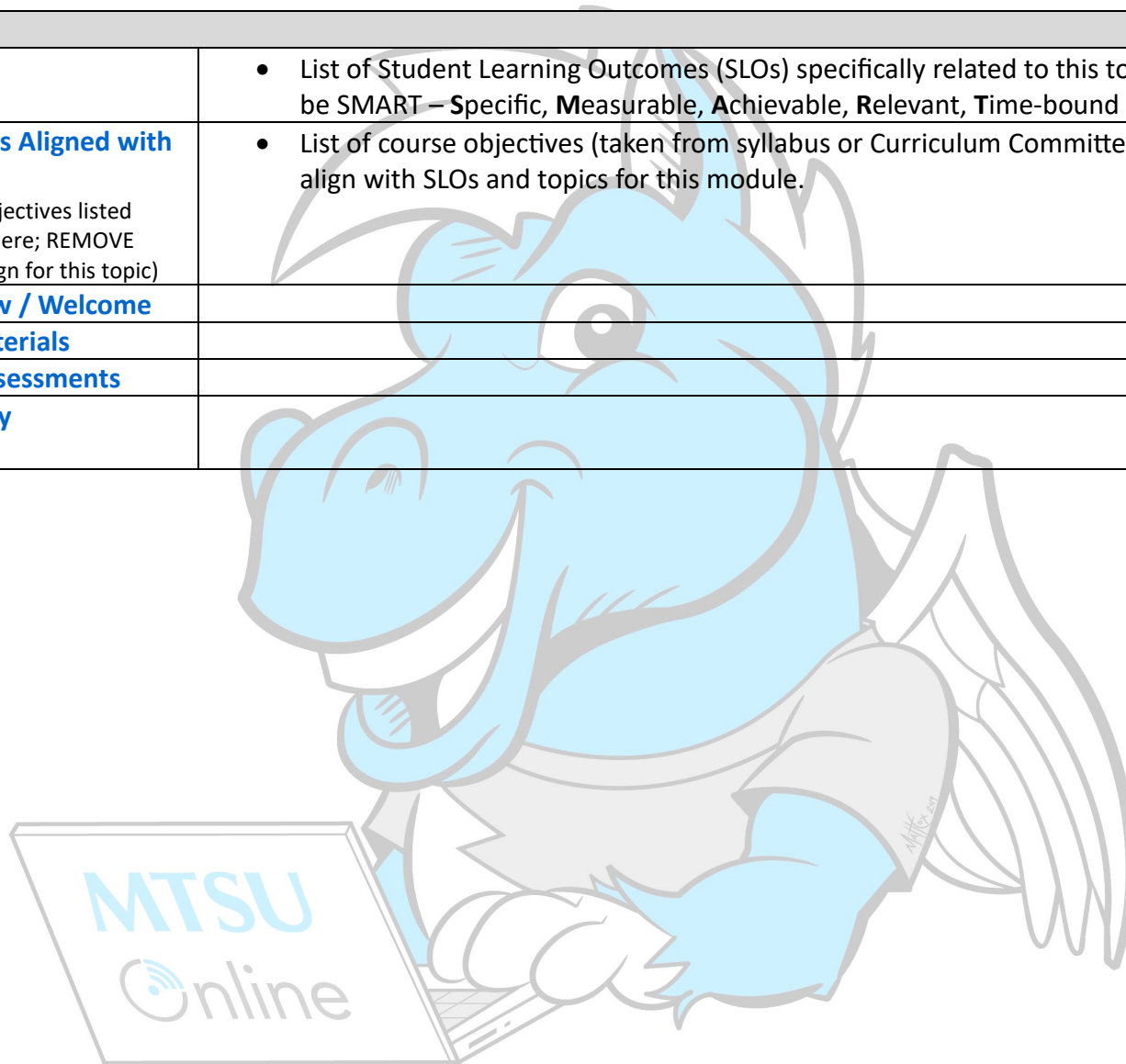
## ZZZZ 1234 – Sample Course for Online Development

Topic:	
List of SLOs	<ul style="list-style-type: none"><li>List of Student Learning Outcomes (SLOs) specifically related to this topic. SLOs should be SMART – Specific, Measurable, Achievable, Relevant, Time-bound</li></ul>
Course Objectives Aligned with These SLOs <small>(NOTE: All course objectives listed above are included here; REMOVE those that do not align for this topic)</small>	<ul style="list-style-type: none"><li>List of course objectives (taken from syllabus or Curriculum Committee proposal) that align with SLOs and topics for this module.</li></ul>
Module Overview / Welcome	
Instructional Materials	
Activities and Assessments	
Module Summary and Next Steps	



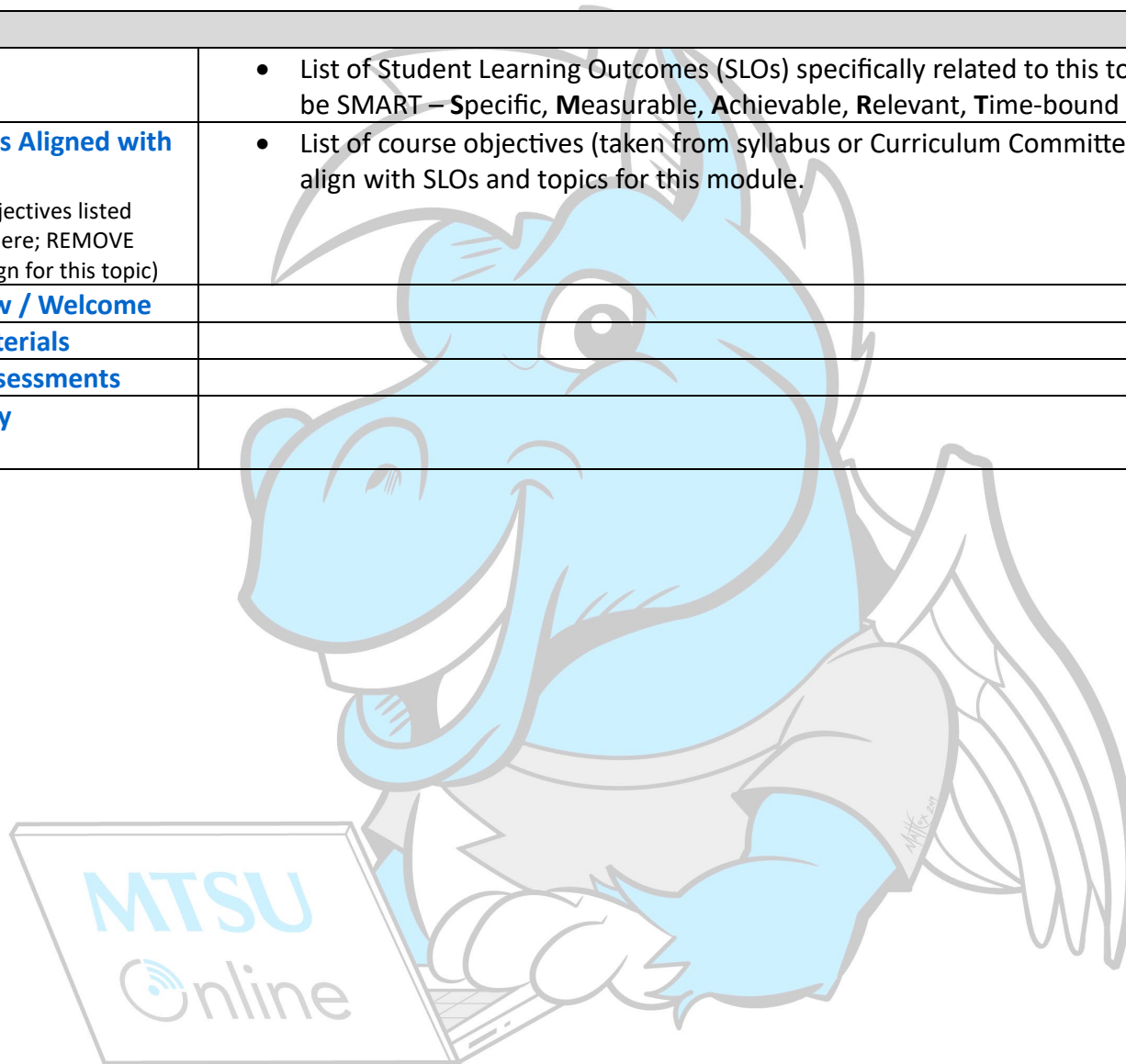
## ZZZZ 1234 – Sample Course for Online Development

Topic:	
List of SLOs	<ul style="list-style-type: none"><li>List of Student Learning Outcomes (SLOs) specifically related to this topic. SLOs should be SMART – Specific, Measurable, Achievable, Relevant, Time-bound</li></ul>
Course Objectives Aligned with These SLOs <small>(NOTE: All course objectives listed above are included here; REMOVE those that do not align for this topic)</small>	<ul style="list-style-type: none"><li>List of course objectives (taken from syllabus or Curriculum Committee proposal) that align with SLOs and topics for this module.</li></ul>
Module Overview / Welcome	
Instructional Materials	
Activities and Assessments	
Module Summary and Next Steps	



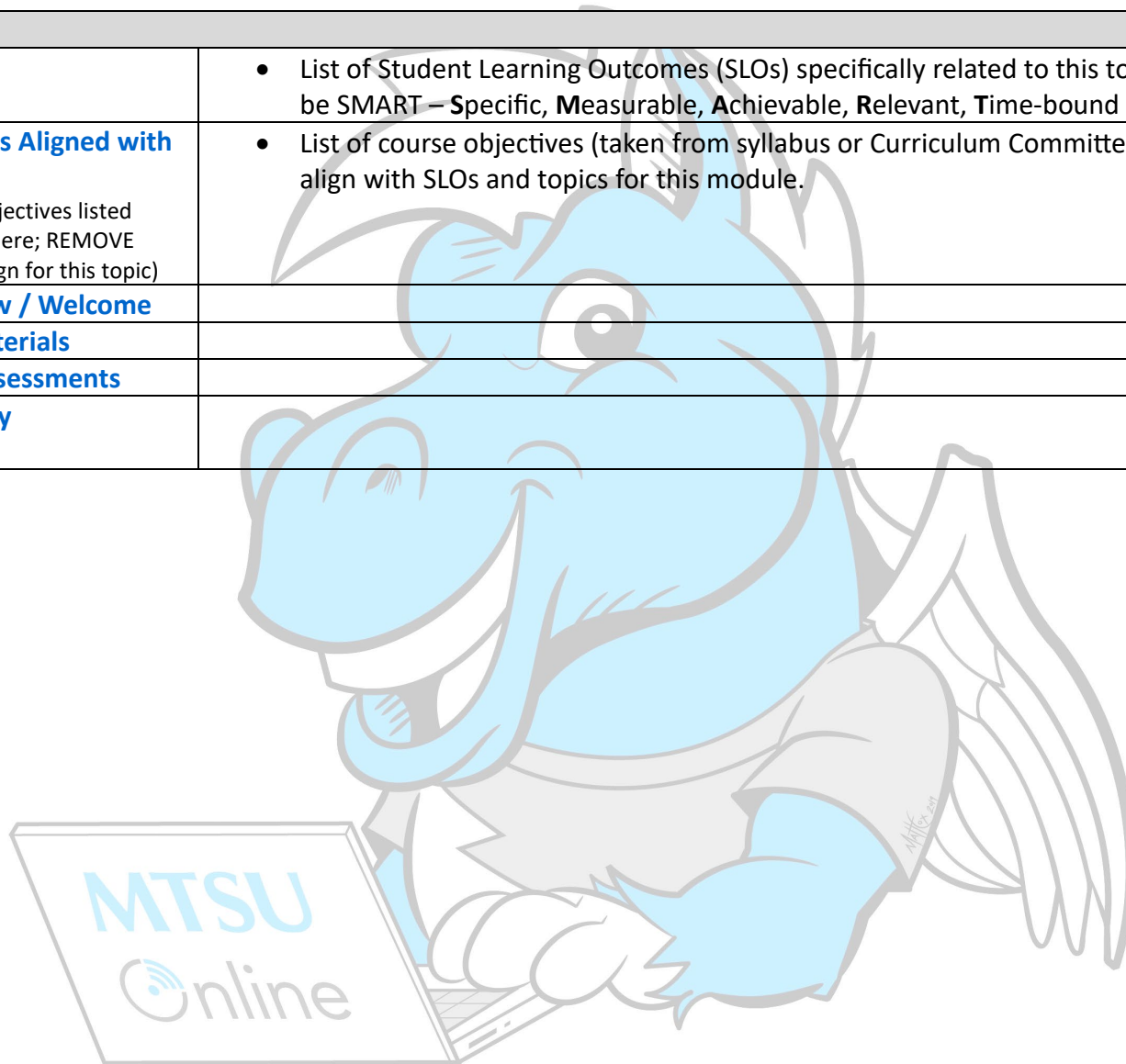
## ZZZZ 1234 – Sample Course for Online Development

Topic:	
List of SLOs	<ul style="list-style-type: none"><li>List of Student Learning Outcomes (SLOs) specifically related to this topic. SLOs should be SMART – Specific, Measurable, Achievable, Relevant, Time-bound</li></ul>
Course Objectives Aligned with These SLOs <small>(NOTE: All course objectives listed above are included here; REMOVE those that do not align for this topic)</small>	<ul style="list-style-type: none"><li>List of course objectives (taken from syllabus or Curriculum Committee proposal) that align with SLOs and topics for this module.</li></ul>
Module Overview / Welcome	
Instructional Materials	
Activities and Assessments	
Module Summary and Next Steps	



## ZZZZ 1234 – Sample Course for Online Development

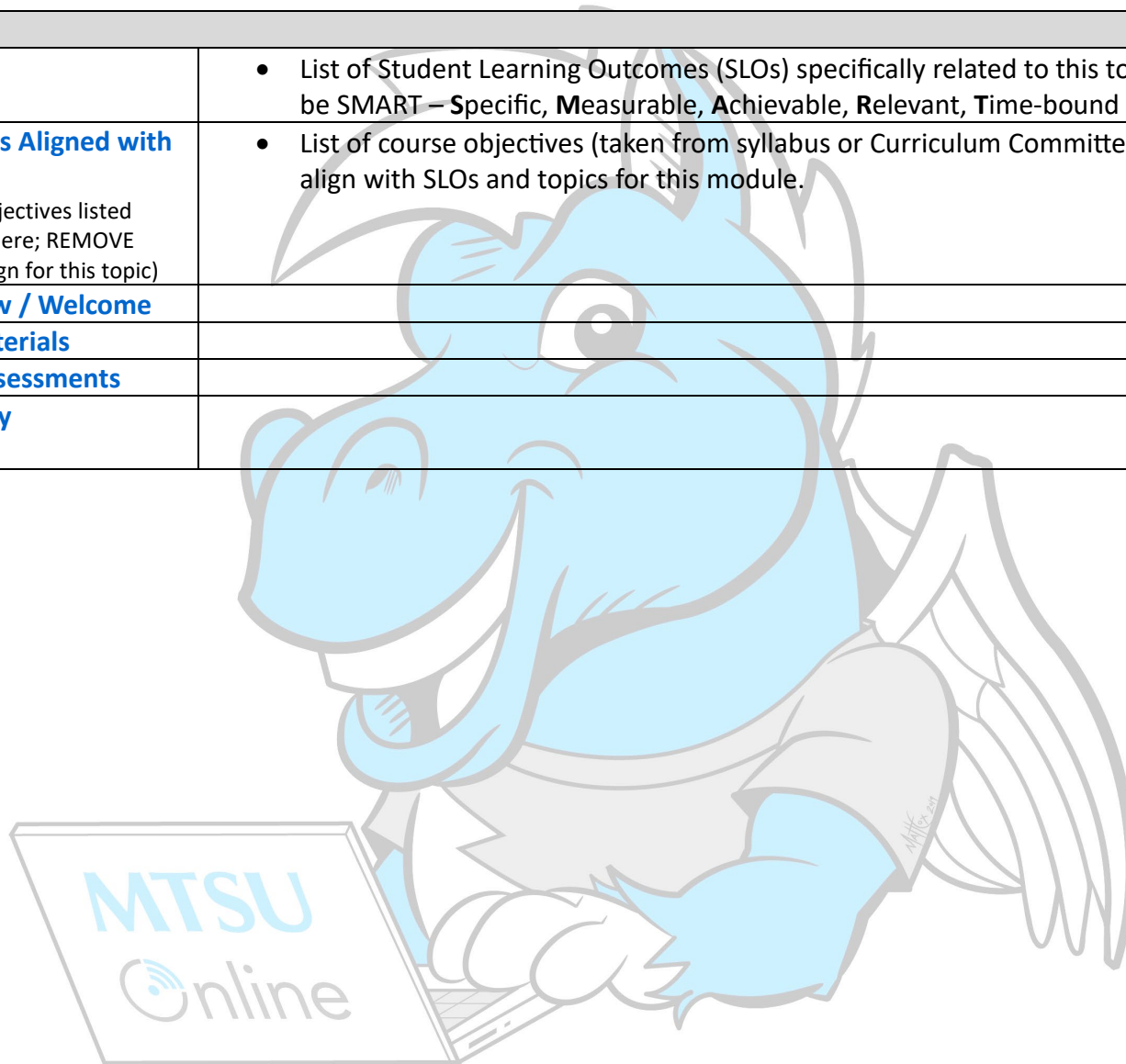
Topic:	
List of SLOs	<ul style="list-style-type: none"><li>List of Student Learning Outcomes (SLOs) specifically related to this topic. SLOs should be SMART – Specific, Measurable, Achievable, Relevant, Time-bound</li></ul>
Course Objectives Aligned with These SLOs <small>(NOTE: All course objectives listed above are included here; REMOVE those that do not align for this topic)</small>	<ul style="list-style-type: none"><li>List of course objectives (taken from syllabus or Curriculum Committee proposal) that align with SLOs and topics for this module.</li></ul>
Module Overview / Welcome	
Instructional Materials	
Activities and Assessments	
Module Summary and Next Steps	





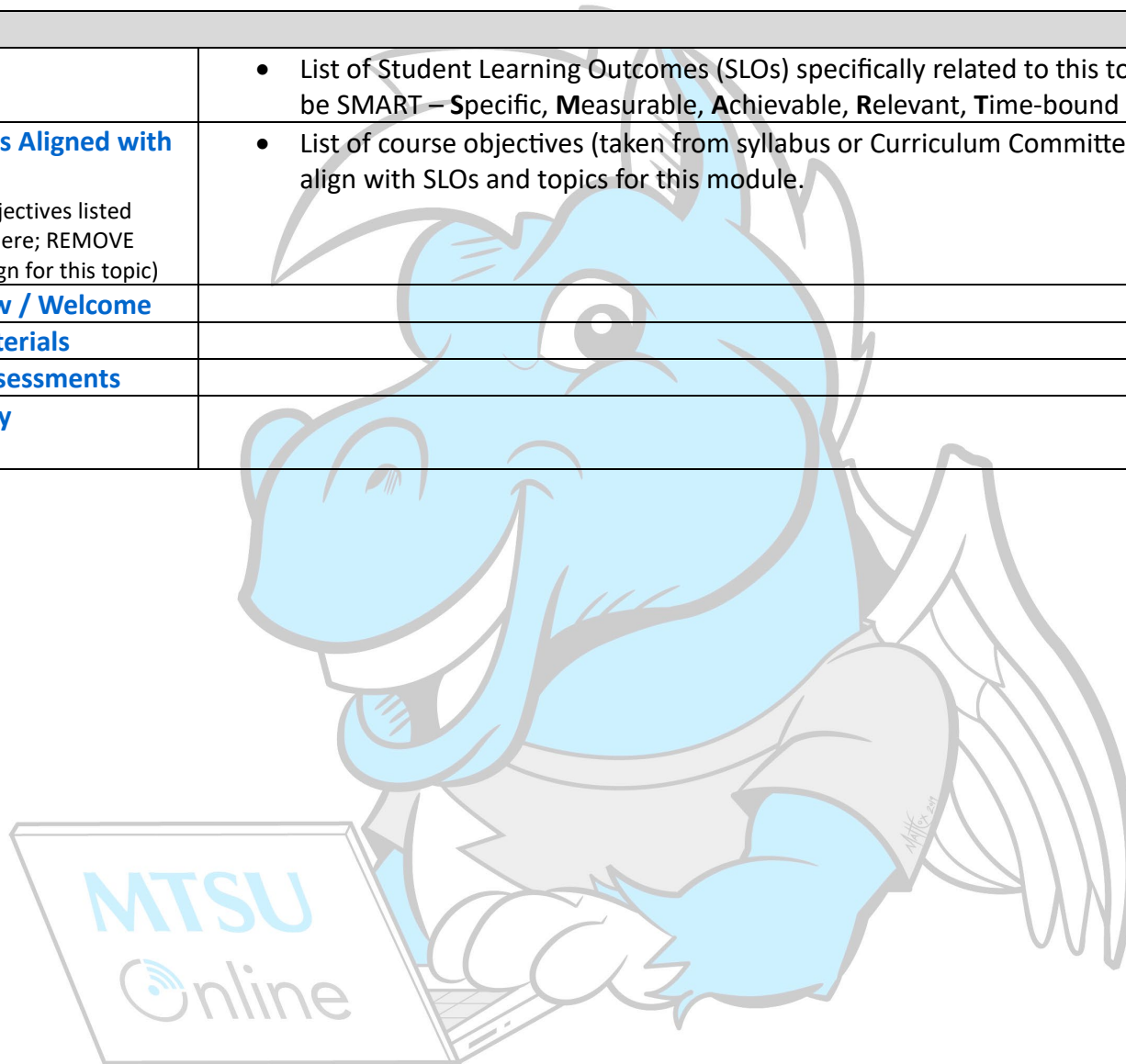
## ZZZZ 1234 – Sample Course for Online Development

Topic:	
List of SLOs	<ul style="list-style-type: none"><li>List of Student Learning Outcomes (SLOs) specifically related to this topic. SLOs should be SMART – Specific, Measurable, Achievable, Relevant, Time-bound</li></ul>
Course Objectives Aligned with These SLOs <small>(NOTE: All course objectives listed above are included here; REMOVE those that do not align for this topic)</small>	<ul style="list-style-type: none"><li>List of course objectives (taken from syllabus or Curriculum Committee proposal) that align with SLOs and topics for this module.</li></ul>
Module Overview / Welcome	
Instructional Materials	
Activities and Assessments	
Module Summary and Next Steps	



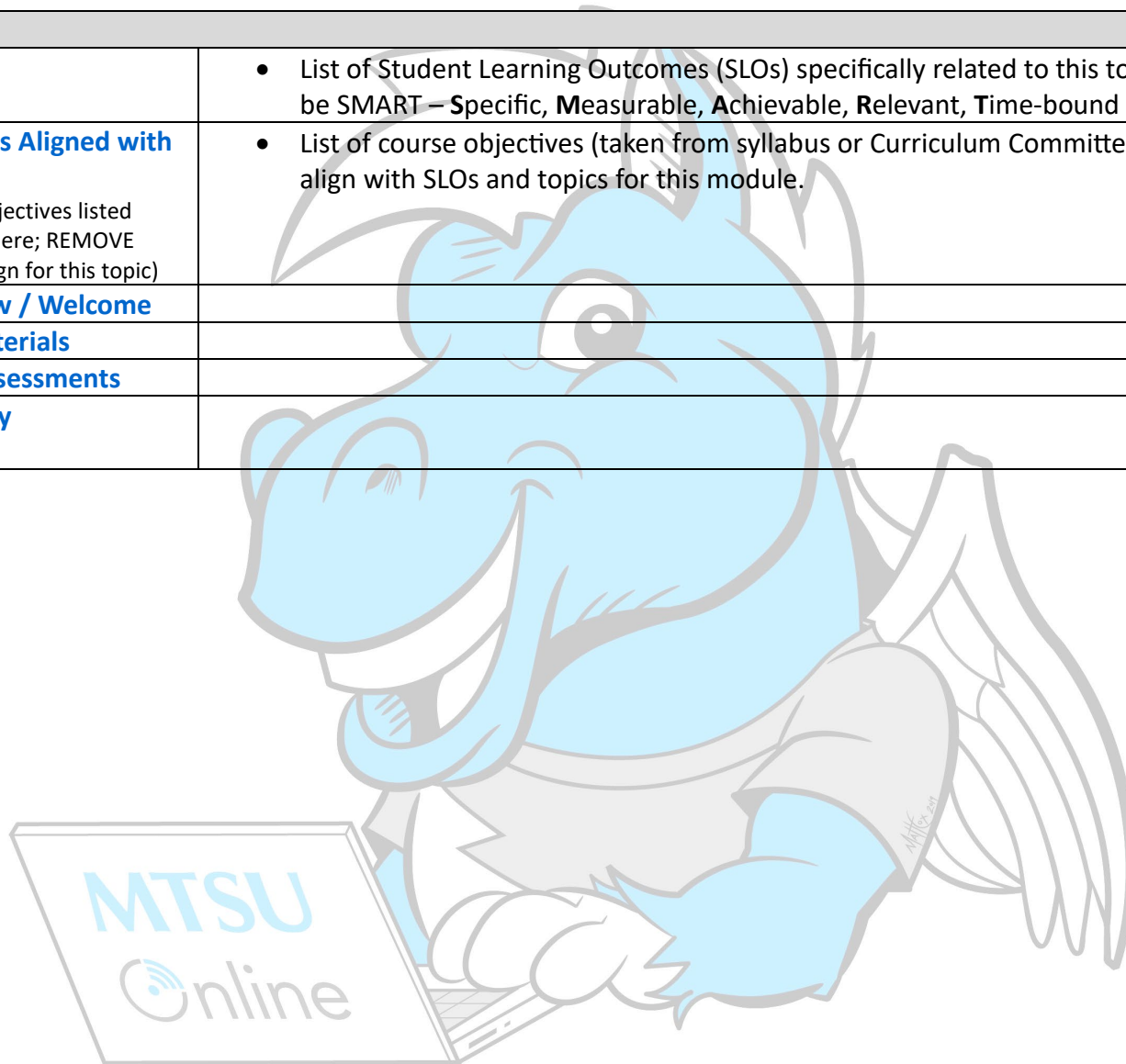
## ZZZZ 1234 – Sample Course for Online Development

<b>Topic:</b>	
<b>List of SLOs</b>	<ul style="list-style-type: none"> <li>List of Student Learning Outcomes (SLOs) specifically related to this topic. SLOs should be SMART – <b>S</b>pecific, <b>M</b>easurable, <b>A</b>chievable, <b>R</b>elevant, <b>T</b>ime-bound</li> </ul>
<b>Course Objectives Aligned with These SLOs</b> (NOTE: All course objectives listed above are included here; REMOVE those that do not align for this topic)	<ul style="list-style-type: none"> <li>List of course objectives (taken from syllabus or Curriculum Committee proposal) that align with SLOs and topics for this module.</li> </ul>
<b>Module Overview / Welcome</b>	
<b>Instructional Materials</b>	
<b>Activities and Assessments</b>	
<b>Module Summary and Next Steps</b>	



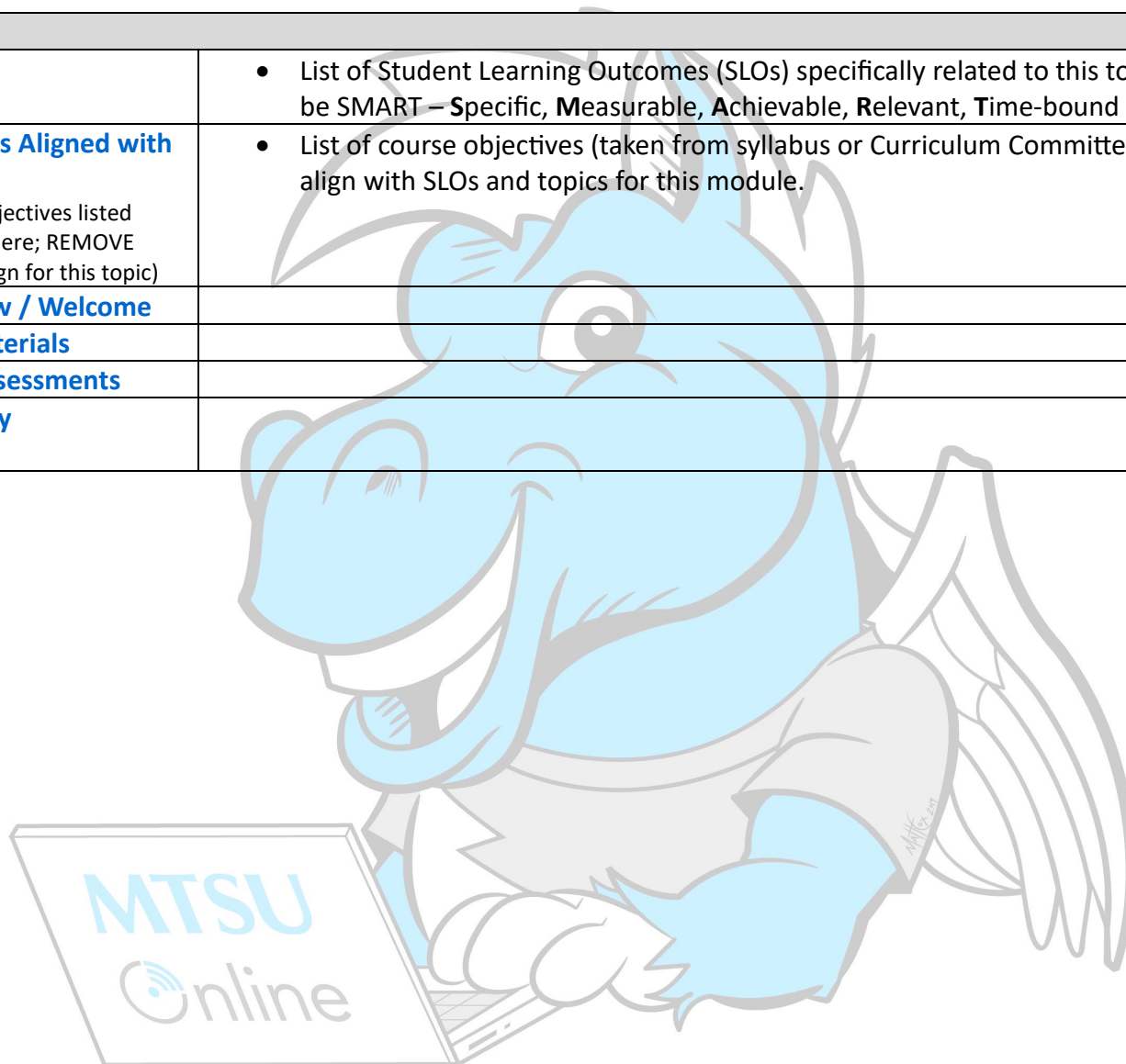
## ZZZZ 1234 – Sample Course for Online Development

Topic:	
List of SLOs	<ul style="list-style-type: none"><li>List of Student Learning Outcomes (SLOs) specifically related to this topic. SLOs should be SMART – Specific, Measurable, Achievable, Relevant, Time-bound</li></ul>
Course Objectives Aligned with These SLOs <small>(NOTE: All course objectives listed above are included here; REMOVE those that do not align for this topic)</small>	<ul style="list-style-type: none"><li>List of course objectives (taken from syllabus or Curriculum Committee proposal) that align with SLOs and topics for this module.</li></ul>
Module Overview / Welcome	
Instructional Materials	
Activities and Assessments	
Module Summary and Next Steps	



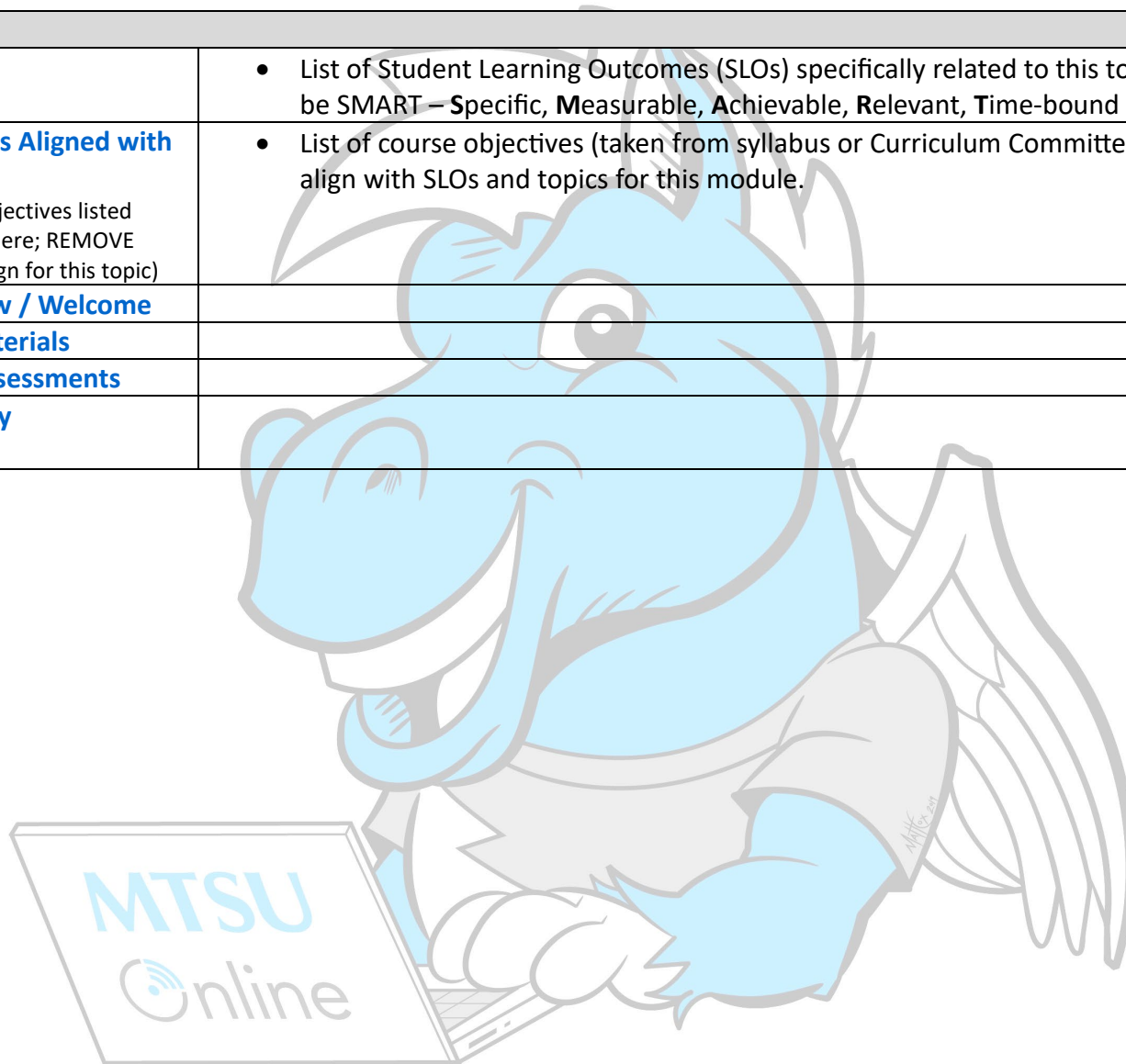
## ZZZZ 1234 – Sample Course for Online Development

<b>Topic:</b>	
<b>List of SLOs</b>	<ul style="list-style-type: none"> <li>List of Student Learning Outcomes (SLOs) specifically related to this topic. SLOs should be SMART – <b>S</b>pecific, <b>M</b>easurable, <b>A</b>chievable, <b>R</b>elevant, <b>T</b>ime-bound</li> </ul>
<b>Course Objectives Aligned with These SLOs</b> (NOTE: All course objectives listed above are included here; REMOVE those that do not align for this topic)	<ul style="list-style-type: none"> <li>List of course objectives (taken from syllabus or Curriculum Committee proposal) that align with SLOs and topics for this module.</li> </ul>
<b>Module Overview / Welcome</b>	
<b>Instructional Materials</b>	
<b>Activities and Assessments</b>	
<b>Module Summary and Next Steps</b>	



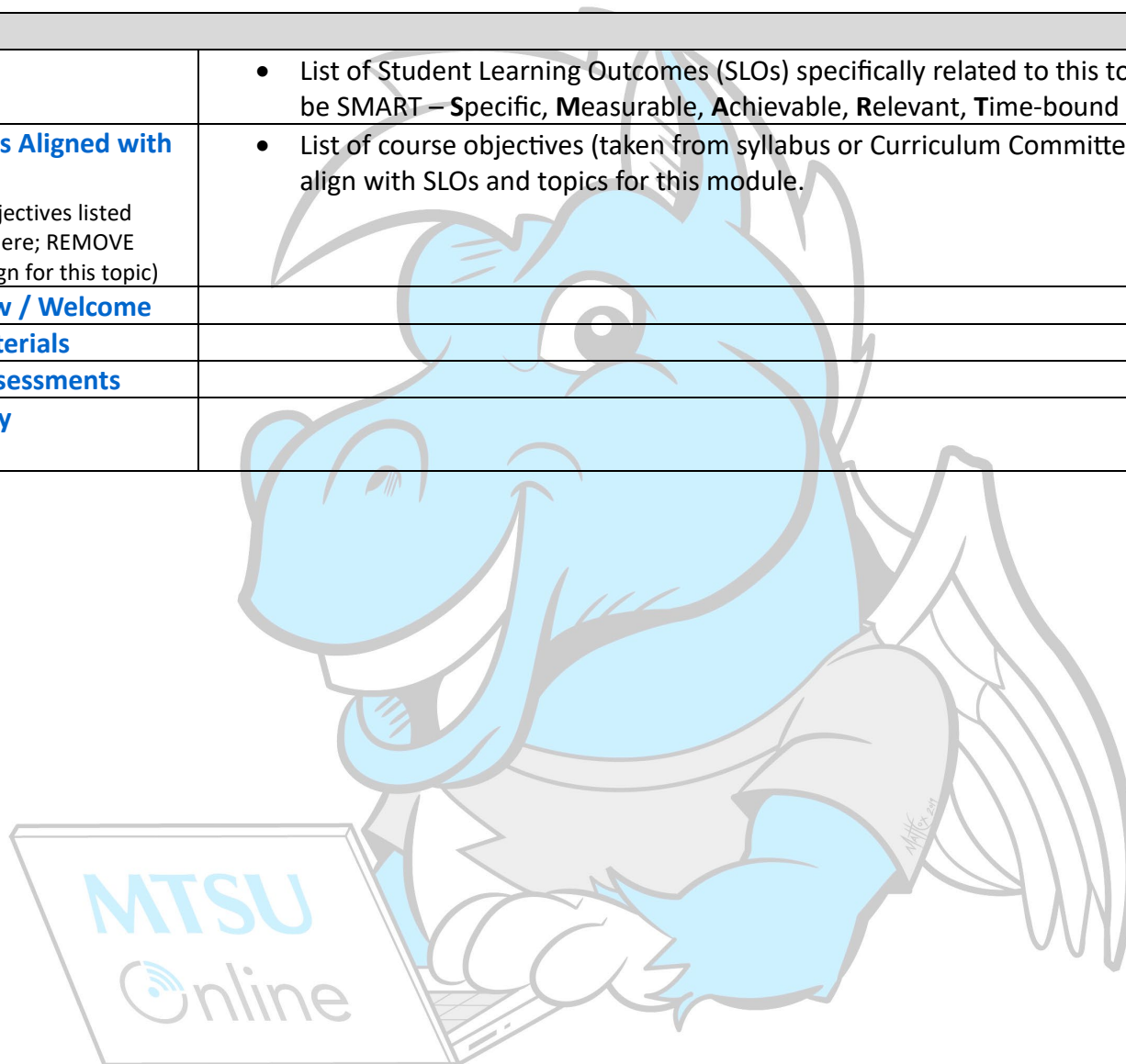
## ZZZZ 1234 – Sample Course for Online Development

<b>Topic:</b>	
<b>List of SLOs</b>	<ul style="list-style-type: none"> <li>List of Student Learning Outcomes (SLOs) specifically related to this topic. SLOs should be SMART – <b>S</b>pecific, <b>M</b>easurable, <b>A</b>chievable, <b>R</b>elevant, <b>T</b>ime-bound</li> </ul>
<b>Course Objectives Aligned with These SLOs</b> (NOTE: All course objectives listed above are included here; REMOVE those that do not align for this topic)	<ul style="list-style-type: none"> <li>List of course objectives (taken from syllabus or Curriculum Committee proposal) that align with SLOs and topics for this module.</li> </ul>
<b>Module Overview / Welcome</b>	
<b>Instructional Materials</b>	
<b>Activities and Assessments</b>	
<b>Module Summary and Next Steps</b>	



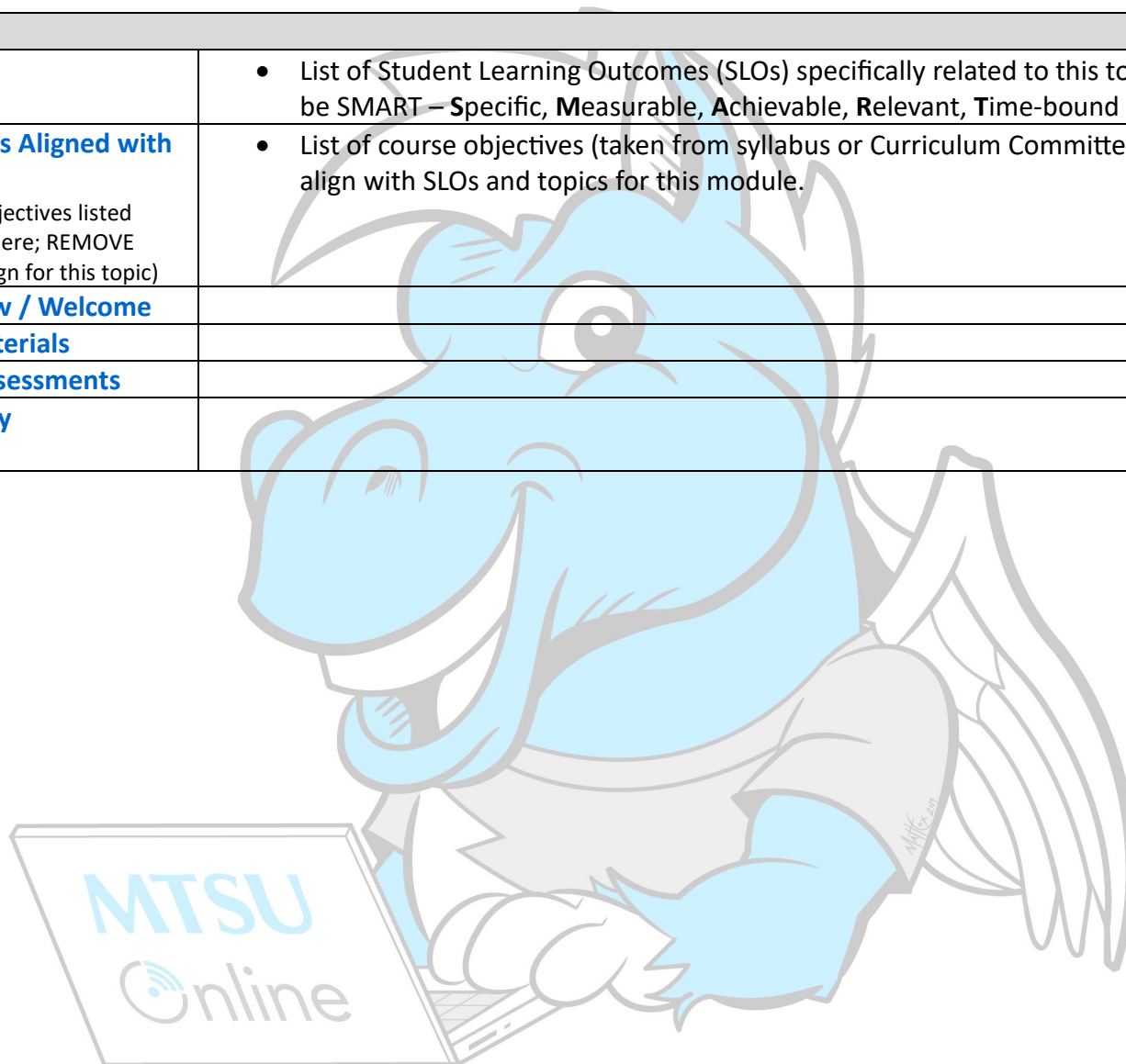
## ZZZZ 1234 – Sample Course for Online Development

<b>Topic:</b>	
<b>List of SLOs</b>	<ul style="list-style-type: none"> <li>List of Student Learning Outcomes (SLOs) specifically related to this topic. SLOs should be SMART – <b>S</b>pecific, <b>M</b>easurable, <b>A</b>chievable, <b>R</b>elevant, <b>T</b>ime-bound</li> </ul>
<b>Course Objectives Aligned with These SLOs</b> (NOTE: All course objectives listed above are included here; REMOVE those that do not align for this topic)	<ul style="list-style-type: none"> <li>List of course objectives (taken from syllabus or Curriculum Committee proposal) that align with SLOs and topics for this module.</li> </ul>
<b>Module Overview / Welcome</b>	
<b>Instructional Materials</b>	
<b>Activities and Assessments</b>	
<b>Module Summary and Next Steps</b>	



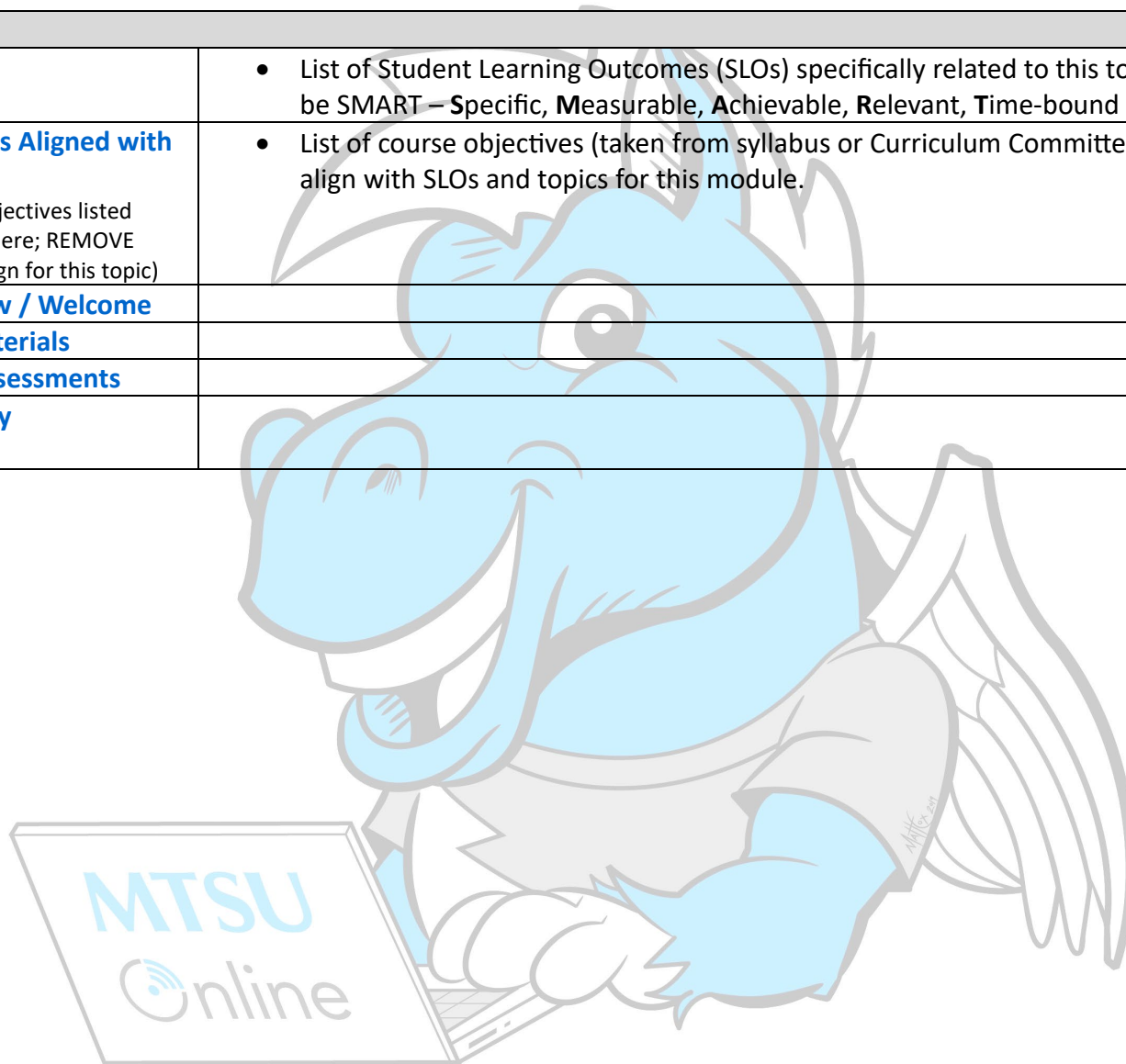
## ZZZZ 1234 – Sample Course for Online Development

<b>Topic:</b>	
<b>List of SLOs</b>	<ul style="list-style-type: none"> <li>List of Student Learning Outcomes (SLOs) specifically related to this topic. SLOs should be SMART – <b>S</b>pecific, <b>M</b>easurable, <b>A</b>chievable, <b>R</b>elevant, <b>T</b>ime-bound</li> </ul>
<b>Course Objectives Aligned with These SLOs</b> (NOTE: All course objectives listed above are included here; REMOVE those that do not align for this topic)	<ul style="list-style-type: none"> <li>List of course objectives (taken from syllabus or Curriculum Committee proposal) that align with SLOs and topics for this module.</li> </ul>
<b>Module Overview / Welcome</b>	
<b>Instructional Materials</b>	
<b>Activities and Assessments</b>	
<b>Module Summary and Next Steps</b>	



## ZZZZ 1234 – Sample Course for Online Development

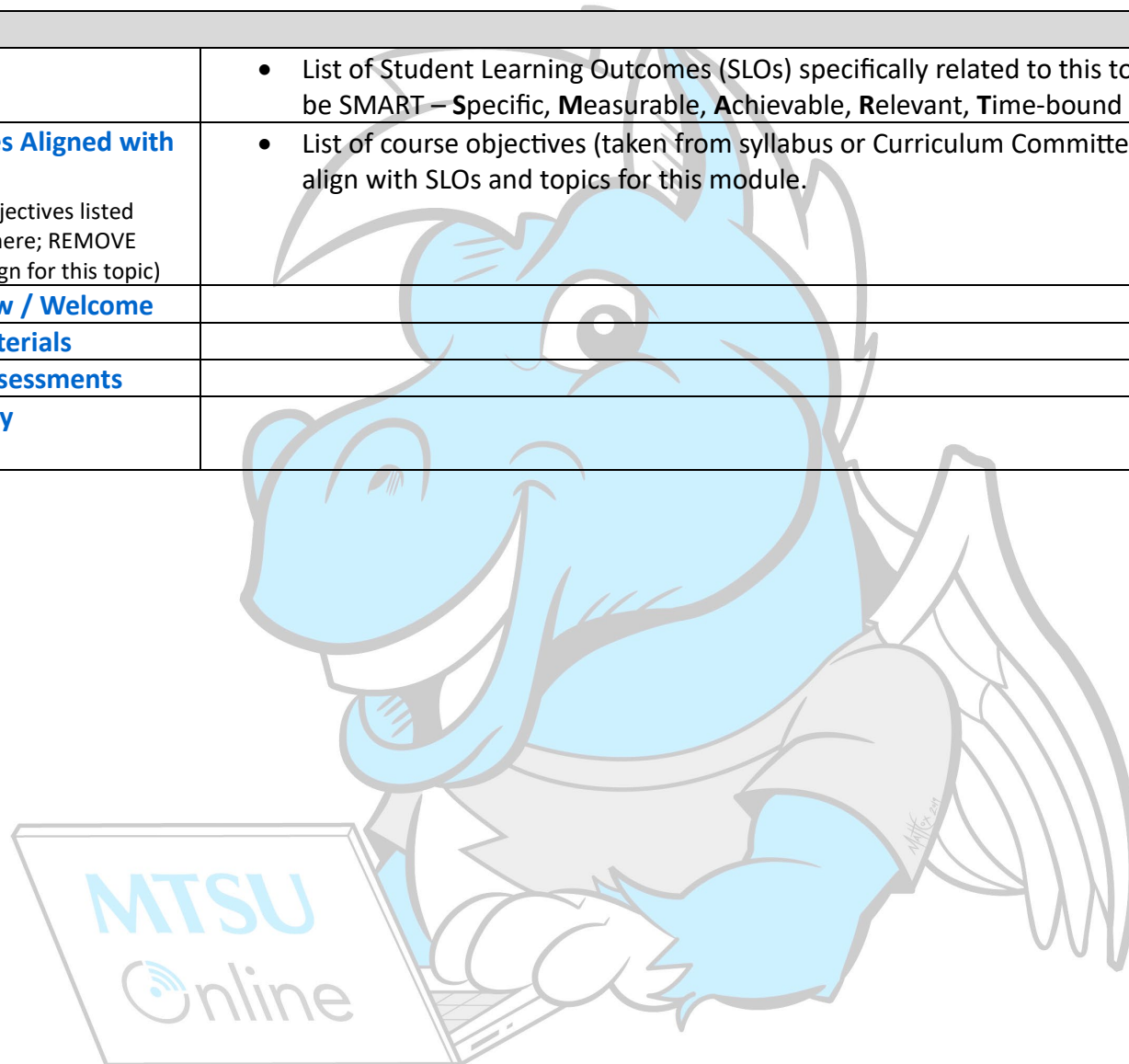
<b>Topic:</b>	
<b>List of SLOs</b>	<ul style="list-style-type: none"> <li>List of Student Learning Outcomes (SLOs) specifically related to this topic. SLOs should be SMART – <b>S</b>pecific, <b>M</b>easurable, <b>A</b>chievable, <b>R</b>elevant, <b>T</b>ime-bound</li> </ul>
<b>Course Objectives Aligned with These SLOs</b> (NOTE: All course objectives listed above are included here; REMOVE those that do not align for this topic)	<ul style="list-style-type: none"> <li>List of course objectives (taken from syllabus or Curriculum Committee proposal) that align with SLOs and topics for this module.</li> </ul>
<b>Module Overview / Welcome</b>	
<b>Instructional Materials</b>	
<b>Activities and Assessments</b>	
<b>Module Summary and Next Steps</b>	





## ZZZZ 1234 – Sample Course for Online Development

<b>Topic:</b>	
<b>List of SLOs</b>	<ul style="list-style-type: none"> <li>List of Student Learning Outcomes (SLOs) specifically related to this topic. SLOs should be SMART – <b>S</b>pecific, <b>M</b>easurable, <b>A</b>chievable, <b>R</b>elevant, <b>T</b>ime-bound</li> </ul>
<b>Course Objectives Aligned with These SLOs</b> (NOTE: All course objectives listed above are included here; REMOVE those that do not align for this topic)	<ul style="list-style-type: none"> <li>List of course objectives (taken from syllabus or Curriculum Committee proposal) that align with SLOs and topics for this module.</li> </ul>
<b>Module Overview / Welcome</b>	
<b>Instructional Materials</b>	
<b>Activities and Assessments</b>	
<b>Module Summary and Next Steps</b>	



# ZZZZ 1234 - Sample Course for Online Development

## Instructional Materials

**Are Publisher resources used:**

**Yes**

### Description of Resources

Identification of publisher being used and description of resources (slides, quizzes, homework assignments, etc.) that will be used in the course.

## Student Interaction / Engagement

**Are there any learning activities requiring student-to-student interaction?**

**Yes**

### Description of Interaction / Engagement

Description of how faculty will incorporate activities and address how regular and substantive interaction / engagement will be facilitated in online course.

## Additional Information

Any additional information faculty member believes MTSU Online instructional designer should know about the course or plans for the development / redesign of this online course.

