



## 2016-2017 - 1st Destination Survey Results

Bill Fletcher, Director & Jeanette Stevens, Survey Assistant  
Career Development Center

### I. Overview

The 2016-2017 1<sup>st</sup> Destination Survey Report combines the responses from August 2016, December 2016, and May 2017 into one annual report. The overall response rate is 20.0%, which is 0.8% higher than last year's rate of 19.2%.

#### Four-Year Snap Shot:

Year-Degree	Plans in Place	Still Seeking	Response Rate
2016-2017 – Bachelor	67.7%	32.3%	19.5%
2015-2016 - Bachelor	63.0%	33.3%	19.3%
2014-2015 - Bachelor	62.5%	34.2%	18.7%
2013-2014 - Bachelor	62.1%	34.4%	21.4%
2012-2013 - Bachelor	67.1%	27.6%	15.2%

Year-Degree	Plans in Place	Still Seeking	Response Rate
2016 - 2017 Graduate	76.0%	24.0%	22.2%
2015-2016 - Graduate	75.2%	24.2%	18.7%
2014-2015 - Graduate	72.5%	26.4%	22.2%
2013-2014 - Graduate	78.1%	19.1%	19.2%
2012-2013 - Graduate	75.8%	18.8%	12.7%

#### Survey Administration

Three email surveys are sent using Emma Email Marketing. The first survey goes to students who had applied for graduation with the Registrar's Office. The second and third surveys go to students on the Registrar's official list of graduates. Graduates' primary and secondary email addresses are used. The survey is open on the 1DS website for three months.

Please note the following when using this data:

1. Respondents to the first survey who did not graduate are *not* removed from the results.
2. Graduates self-report their major, which is often incorrect, so the results may not match Banner.
3. In the case of multiple responses, only the most recent responses are counted using the last time-stamped entry.
4. Dual majors are counted twice, once for each major. Total responses reflect the number of majors, not graduates.

#### 2016-2017 Response Rate

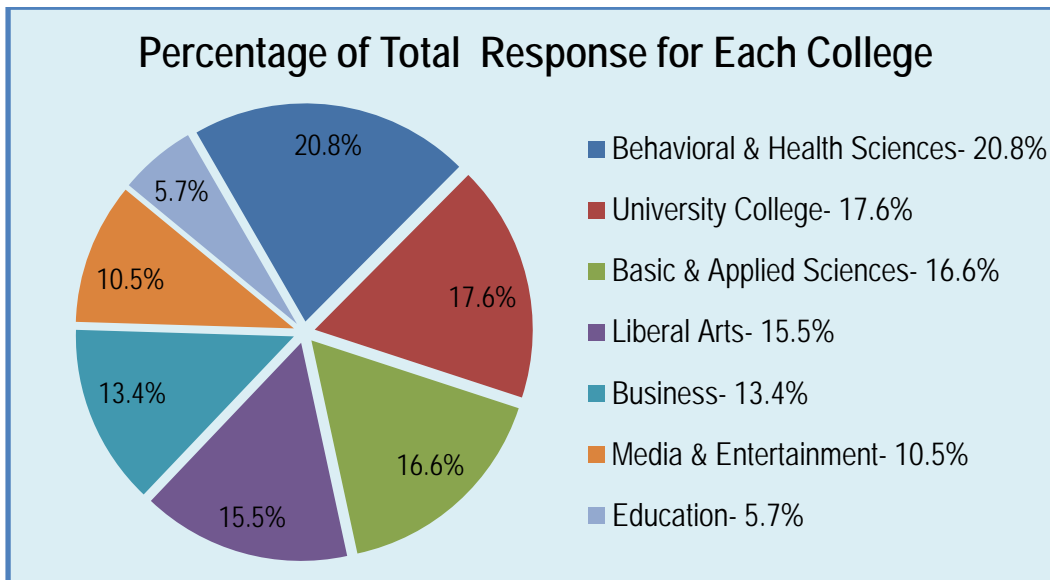
1,009 majors responded to the survey (baccalaureate and graduate) with 808 out of 4,137 bachelor degree majors responding and 200 of the 902 graduate degree majors responding. Combined, this represents a 20.0% response rate. (Note: this is a count of majors; actual number of students is slightly less due to some students having dual majors).

Majors	August Responses	August Majors	August Response Rate	December Responses	December Majors	December Response Rate	May Responses	May Majors	May Response Rate	Total Responses	Total Majors	Total Response Rate
Majors - Bachelor	89	578	15.4%	362	1,510	24.0%	357	2,049	17.4%	808	4,137	19.5%
Majors - Graduate	59	272	21.7%	62	259	23.9%	79	371	21.3%	200	902	22.2%
All	148	850	17.4%	425	1,769	24.0%	436	2,420	18.0%	1,009	5,039	20.0%

The rest of this report provides the results by bachelor degrees, then by graduate degrees.

## II. Bachelor Major Results

The chart below represents the percentage of the 808 bachelor degree responses coming from each college.



\* Percentages may not equal 100% due to rounding

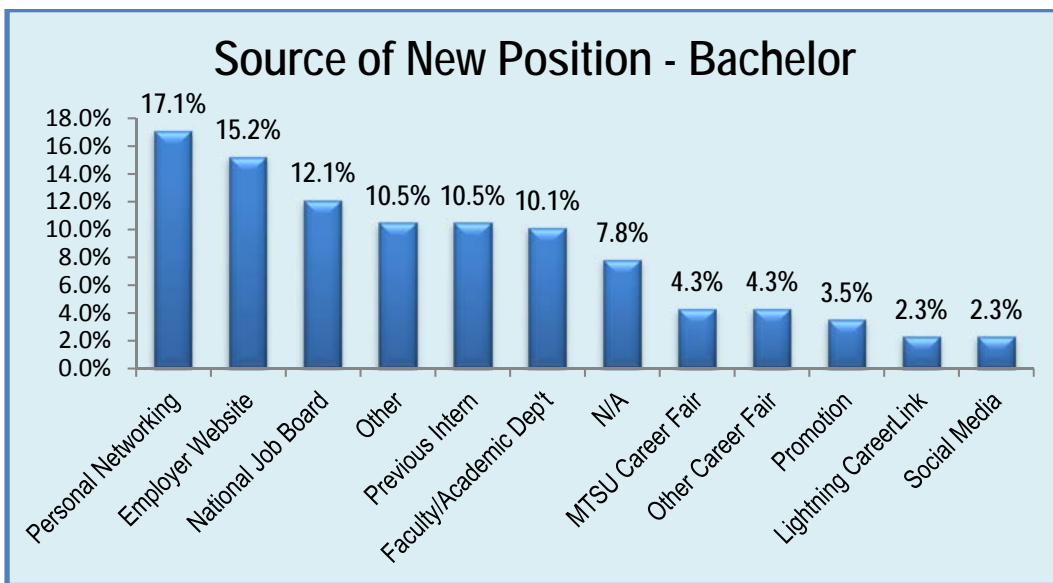
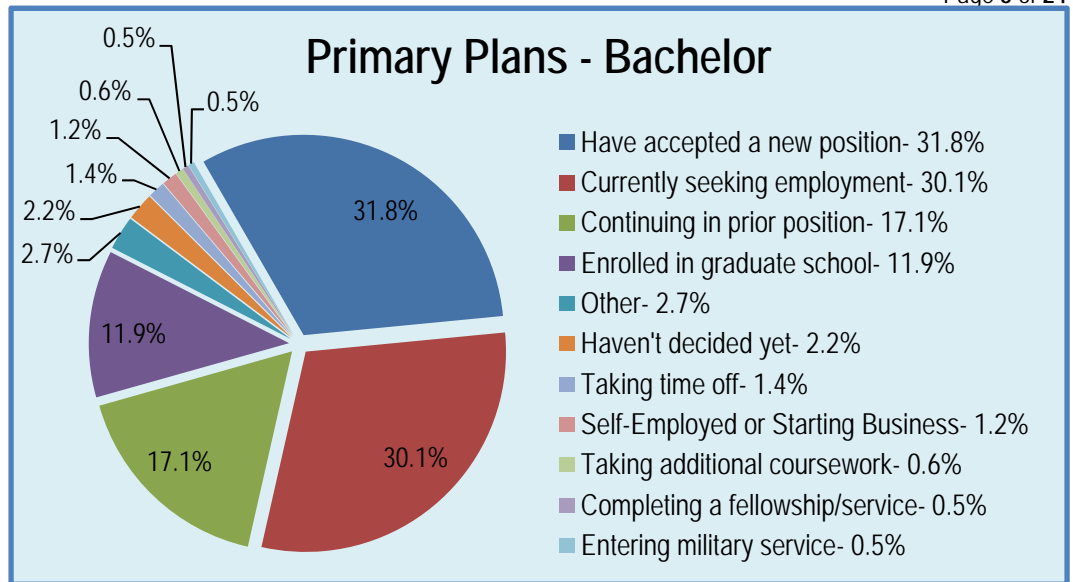
The table below represents the response rate by college based upon the number of bachelor degree majors awarded by each college.

College	August Responses	August Bachelor Majors	August Response Rate	December Responses	December Bachelor Majors	December Response Rate	May Responses	May Bachelor Majors	May Response Rate	Total Responses	Total Bachelor Majors	Total Response Rate
Basic & Applied Sciences	8	82	9.8%	52	248	21.0%	74	385	19.2%	134	715	<b>18.7%</b>
Behavioral & Health Sciences	20	151	13.2%	75	359	21.0%	73	489	14.9%	168	999	<b>16.8%</b>
Business	9	90	10.0%	50	231	21.6%	49	268	18.3%	108	589	<b>18.3%</b>
Education	0	2	0.0%	17	51	33.3%	29	116	25.0%	46	169	<b>27.2%</b>
Liberal Arts	14	75	18.7%	59	208	28.4%	52	308	16.9%	125	591	<b>21.2%</b>
Media & Entertainment	11	67	16.4%	35	188	18.6%	39	252	15.5%	85	507	<b>16.8%</b>
University College	27	111	24.3%	74	225	32.9%	41	231	17.7%	142	567	<b>25.0%</b>
<b>Total Bachelor Majors</b>	<b>89</b>	<b>578</b>	<b>15.4%</b>	<b>362</b>	<b>1,510</b>	<b>24.0%</b>	<b>357</b>	<b>2,049</b>	<b>17.4%</b>	<b>808</b>	<b>4,137</b>	<b>19.5%</b>

This chart represents the primary plans for the upcoming year for bachelor degree recipients.

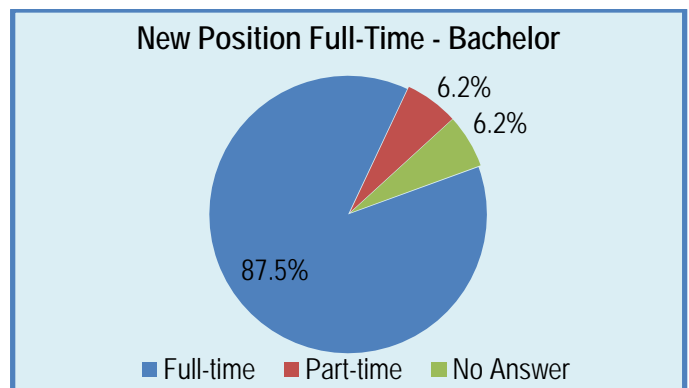
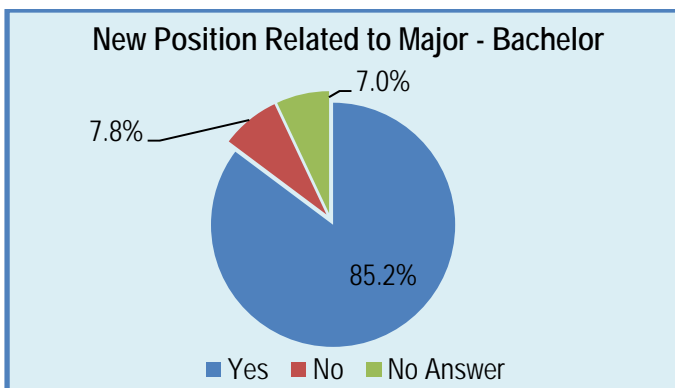
At the conclusion of the survey period, 30.1% were still seeking employment, a decrease of 3.2% from the 2015 – 2016 school year. Another 2.2% had yet to decide on a plan, and 2.7% selected the “Other” category.

The remaining 65.0% of the graduating class had plans implemented, 2.0% more than respondents from the previous year.



The chart to the left illustrates how bachelor recipients secured their new positions. The top three sources were **Personal Networking** (17.1%), **Employer Websites** (15.2%), and **National Job Boards** (12.1%).

85.2% of respondents indicated their new position relates to their major, and 87.5% of the positions are full-time.



## Employers for New Employment

Of the 257 reporting a Full-Time New Position as their primary plan, 213 listed the name of their employer. The most frequently listed employers were the Hospital Corporation of America (6), Metro Nashville Public Schools (6), and Rutherford County Board of Education (5).

Employer	Major	Number
247Sports	Accounting	1
Abel McCallister Designs	Theatre	1
Accenture	Criminal Justice Administration	1
Aero-Tech Services	Aerospace: Pro Pilot	1
Aramark	Criminal Justice Administration	1
Argo's USA	Concrete Industry Management	1
Association of Chamber of Commerce Executives	Liberal Studies (RODP)	1
Avaza Inc.	Foreign Languages	1
Big Deal Music Group	Biology	1
Big Deal Music group	Information Systems	1
BKD, LLP	Accounting	1
Blue Cross Blue Shield of Tennessee	Professional Studies (RODP)	1
Broadcast Music Inc.	Special Education	1
Brookdale Senior Living	Recording Industry: Music Business	1
Buckeye International	Marketing	1
Caci	International Relations	1
Camp Ozark	Organizational Communications	1
Capital One	Recording Industry: Audio Production	1
Cargill	Theatre	1
CAT Financial	Liberal Studies (RODP)	1
Centennial Medical Center	Nursing	1
Centerstone	Criminal Justice Administration	1
Cerner	Animal Science	1
Chattanooga Sports Medicine and Orthopedics	Marketing	1
Chep Recycled	Business Administration	1
Chesterfield County Police Department	Criminal Justice Administration	1
Christiana Elementary School	Organizational Communications	1
Christine Haney	Agribusiness	1
Cigna	English	1
Cigna	Computer Science	1
Clair Global	Recording Industry: Production & Technology	1
Coffee County Board of Education	Business Administration	1
Collaborative Studio	Professional Studies (RODP)	1
Collaborative Studio	Liberal Arts (University Studies)	1
Collaborative Studio	Liberal Studies (RODP)	1
Colorado State University	Liberal Studies (RODP)	1
Colorado State University	Information Systems	1
Comdata	Biology	1
Community Health Systems	Mass Communication: Photography	1
Copperhead Environmental Consulting	Biology	1
CTS, Inc.	Information Systems	1
D. B. Nelson Jr.	Business Administration	1
DC Department of Small and Local Business Development	Business Administration	1
Department of Children's Services	Psychology	1
Department of Children's Services	Liberal Arts (University Studies)	1
Department of Environment & Conservation	Environmental Science and Technology	1
Department of Health	Recording Industry: Music Business	1
Department of Veterans Affairs	Biology	1
Dialysis Clinic Inc.	Psychology	1
Domestic Violence Program	Organizational Communications	1
Duke Energy	Information Systems	1
EFC Systems	Computer Science	1
Enterprise	Mass Communication: Multimedia Journalism	1
Erlanger Health System	Nursing	1
ESC Lab Services	Exercise Science	1

Employer	Major	Number
Eventbrite	Mass Communication: Public Relations	1
Eventbrite	Integrated Studies	1
Famous Dave's	History	1
FBI	International Relations	1
Federal Aviation Administration	Mass Communication: Media Mgmt.	1
FR Drake Co	Mass Communication: Public Relations	1
General Mills	English	1
Girl Scouts Heart of the South	Agribusiness	1
Green Hills Child Development	Early Childhood Education	1
GS&F	Theatre	1
Healthways	Exercise Science	1
Hospital Corporation of America	Computer Information Systems	1
Hospital Corporation of America	Nursing	1
Hospital Corporation of America	Psychology	1
Hospital Corporation of America	Speech and Theatre: Speech-Lang. Path./Audiology	1
Hospital Corporation of America	Marketing	1
Hospital Corporation of America	Political Science	1
Houzz	Accounting	1
InfoWorks, Inc.	Information Systems	1
Insight Global	Organizational Communications	1
Instream	Information Systems	1
Insurance Group of America	Accounting	2
International Data Resources	Marketing	1
International Scholarship & Tuition Services	Accounting	1
Kasai North America	Aerospace: Pro Pilot	1
Kasai North America	Liberal Studies (RODP)	1
Kimpton Hotels	Theatre	1
Kraft CPAs	Accounting	1
Kroger	Business Administration	1
LEAD Public Schools (Southeast Location)	Plant and Soil Science	1
LeanKit	Computer Science	1
Legacy Consulting	Mass Communication: Public Relations	1
LifeWay Christian Resources	Family and Consumer Science	1
LifeWay Christian Resources	Liberal Arts (University Studies)	1
Lincoln Property	Professional Studies (RODP)	1
Macon County Chamber of Commerce	Nursing	1
Marcum	Accounting	1
Marshall County School Board	Liberal Studies (RODP)	1
Maury County Board of Education	History	1
Maury County Board of Education	Interdisciplinary Studies	1
Maury Regional Medical Center	Industrial Organizational Psychology	1
McElaney, Kuhn, and vanJaarsveld	Nursing	1
Measurement, Inc.	History	1
Medical Associates Plus	Health Education	1
Metro Nashville Public Schools	Management	1
Metro Nashville Public Schools	Exercise Science	1
Metro Nashville Public Schools	Nursing	1
Metro Nashville Public Schools	Liberal Studies (RODP)	1
Metro-Nashville Public Schools	Integrated Studies	1
Metro-Nashville Public Schools	Interdisciplinary Studies	1
Middle Tennessee State University	Organizational Communications	1
Murfreesboro Athletic Club	Mass Communication: Video & Film Production	1
Muscogee County Board of Education	Early Childhood Education	1
Nashville Zoo	Biology	1
Nashville Zoo	Criminal Justice Administration	1
Navihealth	Liberal Studies (RODP)	1
NetJets	Aerospace: Administration	1
NetJets	Aerospace: Flight Dispatch	1
NetJets	Biochemistry	1
Newell Brands	Recording Industry: Music Business	1

Employer	Major	Number
Next Moto Champion	Psychology	1
NHC Homecare	Psychology	1
Nissan	Liberal Studies (RODP)	1
Nissan	Management	1
Oak Ridge National Laboratory	Business Administration	1
Optum	Organizational Communications	1
Optum	Liberal Studies (RODP)	1
Optum	Nursing	1
Parkridge Medical Center	Nursing	1
Parks Auction	Interdisciplinary Studies	1
Parkway Medical Group	Social Work	1
Penn National	Nutrition and Food Science	1
Permanent General Insurance Group	English	1
PQE s.r.l.	Physics	1
Prince William County Board of Education	Early Childhood Education	1
Professional Account Services	Psychology	1
Purdue University	Liberal Studies (RODP)	1
Regions Bank	Psychology	1
Republic Finance	Finance: Insurance	1
RHA	Biology	1
Roane State Community College	Social Work	1
Rutherford County Board of Education	Interdisciplinary Studies	1
Rutherford County Board of Education	Mechatronics Engineering	1
Rutherford County Board of Education	Industrial Organizational Psychology	1
Rutherford County Board of Education	Exercise Science	1
Rutherford County Board of Education	Biology	1
Saia	Management	1
Saint Thomas Health	Nursing	4
Sarah Cannon	Business Administration	1
Service Source	Recording Industry: Music Business	1
SETHRA	Criminal Justice Administration	1
Sherwin Williams	Marketing	1
Shiroki North America	Concrete Industry Management	1
SI Wireless	Special Education	1
SJBJ	Aviation Administration (Masters)	1
Skyline Medical Center	Nursing	1
SM & Co	Accounting	1
Smith Seckman Reid, Inc.	Mass Communication: Public Relations	1
Sony ATV Music Publishing LLC	Biology	1
Spectrum Health Services	Business Administration	1
Speedway	Psychology	1
Stalite	Concrete Industry Management	1
State Farm	Liberal Studies (RODP)	1
State of Tennessee	Global Studies	1
State of Tennessee	Political Science	1
Stewarts Creek High School	University Studies	1
StoneCrest Medical Center	Management	1
StoneCrest Medical Center	Industrial Organizational Psychology	1
Sumner County Board of Education	Liberal Studies (RODP)	1
Sun Hydraulics	Marketing	1
TennCare	Nursing	1
Tennessee Department of Corrections	Criminal Justice Administration	1
Tennessee Department of Health	Organizational Communications	1
Tennessee Department of Health: Division of Laboratory Services	Biology	1
Tennessee Farmers Co-op	Agribusiness	1
Tennessee General Assembly	Foreign Languages	1
Tennessee General Assembly	International Relations	1
Tennessee Legislation Service	Political Science	1
Tennova	Mass Communication: Journalism	1
The Health Group McMinnville	Psychology	1

Employer	Major	Number
The State of Tennessee	Liberal Studies (RODP)	1
The Walt Disney Company	Mass Communication: Advertising	1
The Walt Disney Company	Recording Industry: Audio Production	1
TN Distilling	Biology	1
Total Quality Logistics	Global Studies	1
Total Quality Logistics	International Relations	1
Traditions of Spring Hill	Global Studies	1
Trousdale County	Psychology	1
Turner Construction	Concrete Industry Management	1
Twigby	Social Work	1
U.S. Smokeless Tobacco Co.	Computer Science	1
Universal Logistics	Liberal Studies (RODP)	1
University of California San Diego	Nursing	1
University of Mississippi	Recording Industry: Music Business	1
University of Nebraska-Lincoln	Interdisciplinary Studies	1
University of North Carolina at Greensboro	Computer Science	1
USA Health Advisors	Psychology	1
Vanderbilt	Recording Industry: Music Business	1
Vanderbilt Children's Hospital	Nursing	1
Vanderbilt Medical Center	Nursing	1
Vanderbilt Psychiatric	Liberal Studies (RODP)	1
Vanderbilt University Medical Center	Organizational Communications	1
Vanderbilt University Medical Center	Engineering Technology: Electro Mech Engr.	1
Vi-Jon	Aerospace: Pro Pilot	1
Vi-Jon	Liberal Studies (RODP)	1
VMG Health	Finance: Business Finance	1
VStar Entertainment - Paw Patrol Live	Aerospace: Pro Pilot	1
Wilson County Board of Education	Psychology	1
Wilson County Board of Education	Recording Industry: Music Business	1
WXXV-TV	Information Systems	1
XO Communications	International Relations	1
Zeta Global	Nutrition and Food Science	1
Zeta Global	Geosciences	1
Zeta Global	Science	1
<b>Total New Employment Acceptances</b>		<b>213</b>

### Location of New Employment

Of the 257 reporting a Full-Time New Position as their primary plan, 211 listed the location of their employment. The most frequently listed locations were Nashville, TN (87), Murfreesboro, TN (20), and Franklin, TN (14).

- Alexandria, VA
- Antioch, TN (4)
- Augusta, GA
- Baltimore, MD
- Boca Raton, FL
- Brentwood, TN (7)
- Charlotte, NC
- Chattanooga, TN (4)
- Chesterfield, VA
- Christiana, TN
- Columbia, TN (4)
- Columbus, GA
- Columbus, OH (4)
- Decherd, TN
- Elk River, MN
- Fairbanks, AK (2)
- Fayetteville, TN
- Franklin, TN (14)
- Gordonsville, TN
- Greensboro, NC
- Gulfport, MS
- Hamilton, GA
- Harriman, TN
- Hartsville, TN
- Hermitage, TN
- Jacksonville, FL
- Kansas City, MO
- La Jolla, CA
- Lafayette, TN
- Lancaster, PA
- Lewisburg, TN
- Liberty, TN
- Lincoln, NE
- Lititz, PA
- Manchester, TN (2)
- McMinnville, TN
- Memphis, TN (3)
- Mt. Juliet, TN (3)
- Murfreesboro, TN (20)
- Nashville, TN (87)
- Oak Ridge, TN
- Orlando, FL
- Oxford, MS
- Paintlick, KY
- Plano, TX



- Sarasota, FL
- Shelbyville, TN
- Smyrna, TN (10)
- Spring Hill, TN (2)
- Tampa Bay, FL
- Tullahoma, TN (2)
- Washington D.C. (2)
- Waynesboro, VA
- West Lafayette, IN
- White House, TN
- Winston-Salem, NC
- Woodbridge, VA

### Salary Averages of New Employment

Of the 257 reporting a Full-Time New Position as a primary plan, 178 reported their salary. As seen in the table below, average salary increased 10.2% from the previous year, though the median and mode salaries stayed the same.

	2016-2017	2015-2016
<b>Range</b>	\$19,380 to \$96,000	\$10,800 to \$72,000
<b>Midpoint</b>	\$37,000	\$37,000
<b>Average</b>	\$42,665	\$38,716
<b>Mode</b>	\$35,000	\$35,000

### Graduate and Professional School

Graduate or Professional Schools was selected by 96 graduates (11.9%) as their primary plan. 87 graduates listed the name of their institution. The most frequently listed universities were Middle Tennessee State University (39) and University of Tennessee (5).

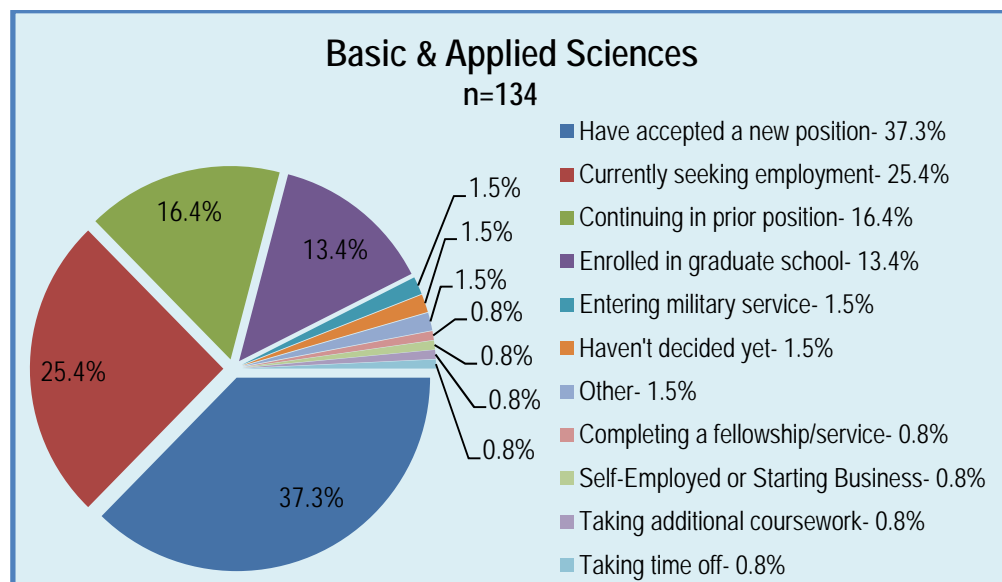
- Auburn University: Speech Language Pathology
- Belmont University College of Law: Law
- Brigham Young University: Law
- East Tennessee State University: Public Health/Epidemiology
- John Gupton College: Mortician School
- Lipscomb University: Psychology
- Lipscomb University: Sustainability
- Lipscomb University College of Pharmacy: Pharmacy
- Martin Gaines: Conducting
- Memphis School of Law: Juris Doctor
- Michigan State University: Bio Molecular Sciences
- Middle Tennessee State University: Curriculum and Instruction
- Middle Tennessee State University: Accounting (6)
- Middle Tennessee State University: Administration and Supervision
- Middle Tennessee State University: Chemistry
- Middle Tennessee State University: Clinical Psychology
- Middle Tennessee State University: Clinical Psychology (2)
- Middle Tennessee State University: Computer Information Systems (2)
- Middle Tennessee State University: Concentration in Healthcare Management
- Middle Tennessee State University: Criminal Justice Administration
- Middle Tennessee State University: Economics
- Middle Tennessee State University: Finance (2)
- Middle Tennessee State University: FNP (2)
- Middle Tennessee State University: International Affairs
- Middle Tennessee State University: Leisure and Sports Management (2)
- Middle Tennessee State University: Liberal Arts (3)
- Middle Tennessee State University: M.B.A. (2)
- Middle Tennessee State University: Master of Library Science (2)
- Middle Tennessee State University: Mathematics
- Middle Tennessee State University: Political science
- Middle Tennessee State University: Quantitative Psychology
- Middle Tennessee State University: School Psychology
- Middle Tennessee State University: Security and Assurance
- Middle Tennessee State University: Social Work (2)
- Middle Tennessee State University: Strategic Leadership
- Morehouse School of Medicine: M.D.
- Nashville School of Law: Law Degree
- Norfolk State University: Social Work
- Notre Dame College: International Relations and Intelligence Studies
- Nova Southeastern University: Clinical Psychology (2)

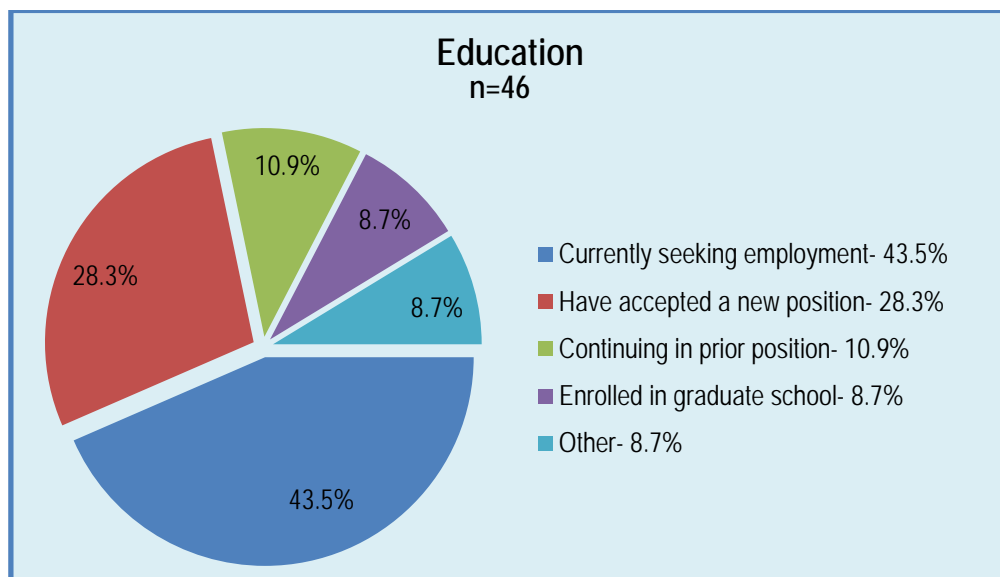
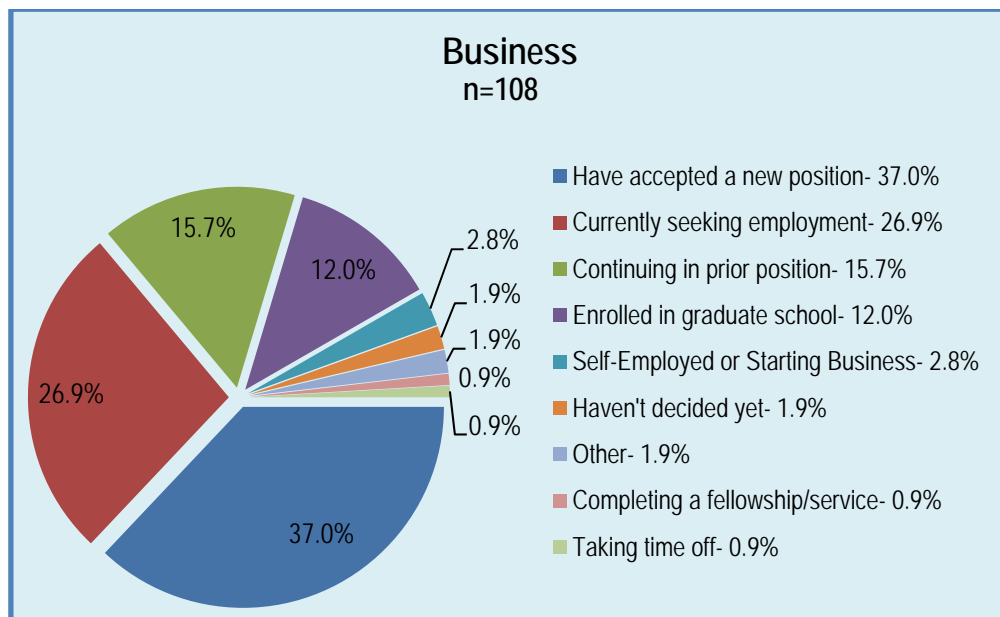
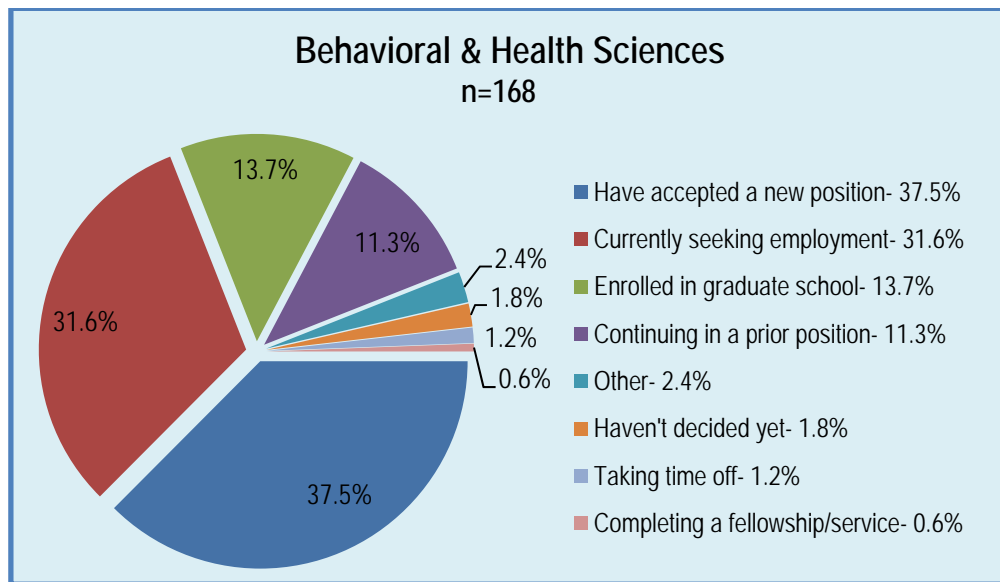


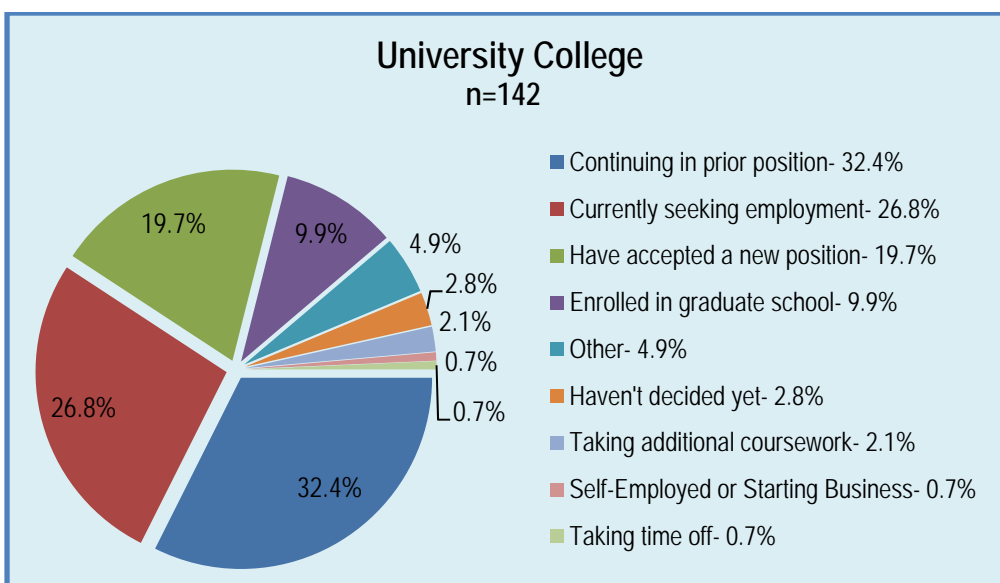
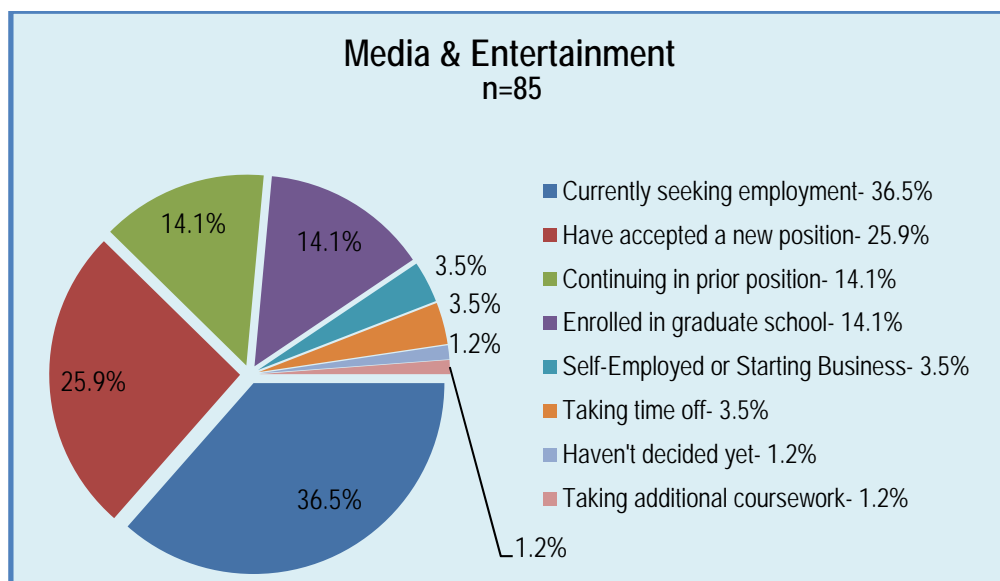
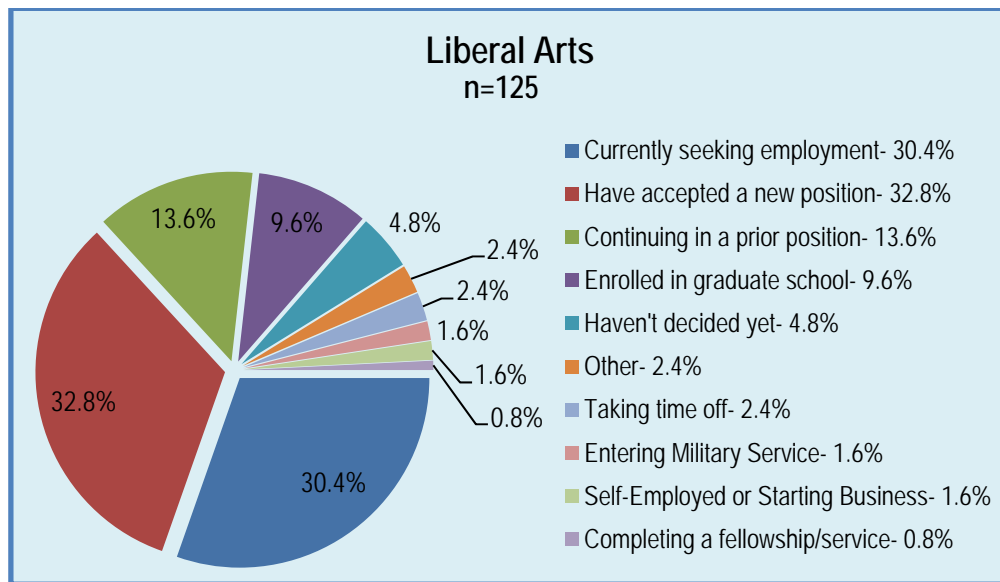
- Pontifical College Josephinum,: Program for Priestly Formation (Roman Catholic)
- Southern College of Optometry
- Tennessee State University: Education
- Tennessee State University: Business Administration
- The New School: Media Studies
- The Salon Professional Academy: Cosmetology
- Trevecca Nazarene University: Healthcare Administration
- Trevecca Nazarene University: Management and Leadership
- University of Alabama in Huntsville: Cybersecurity in Computer Science
- University of Florida: Agronomy
- University of Kentucky: Veterinary Science (2)
- University of Maryland University College: Cybersecurity Technology
- University of Memphis: Social Work
- University of Memphis: Speech Language Pathology
- University of Mississippi: Communication Sciences & Disorders
- University of Tennessee - Knoxville: EBIP Social Work
- University of Tennessee - Knoxville: Law (2)
- University of Tennessee - Knoxville: MSSW Advanced Standing
- University of Tennessee - Knoxville: Speech-language Pathology
- University of Tennessee at Chattanooga: Physical Therapy
- UTHSC: Masters in Pharmacology
- Vanderbilt University Medical Center: Dietetics
- Vanderbilt University: Civil Engineering concentration in Construction Management
- Vanderbilt University: Latin American Studies
- Volunteer State Community College: Diagnostic Medical Sonography Program (2)
- Walters State Community College: Nursing
- Washington State University: Nursing
- Western Kentucky University: Recreation and Sport Administration

### Primary Plans by College

The following is a breakdown of Primary Plans by College for Undergraduate Majors.



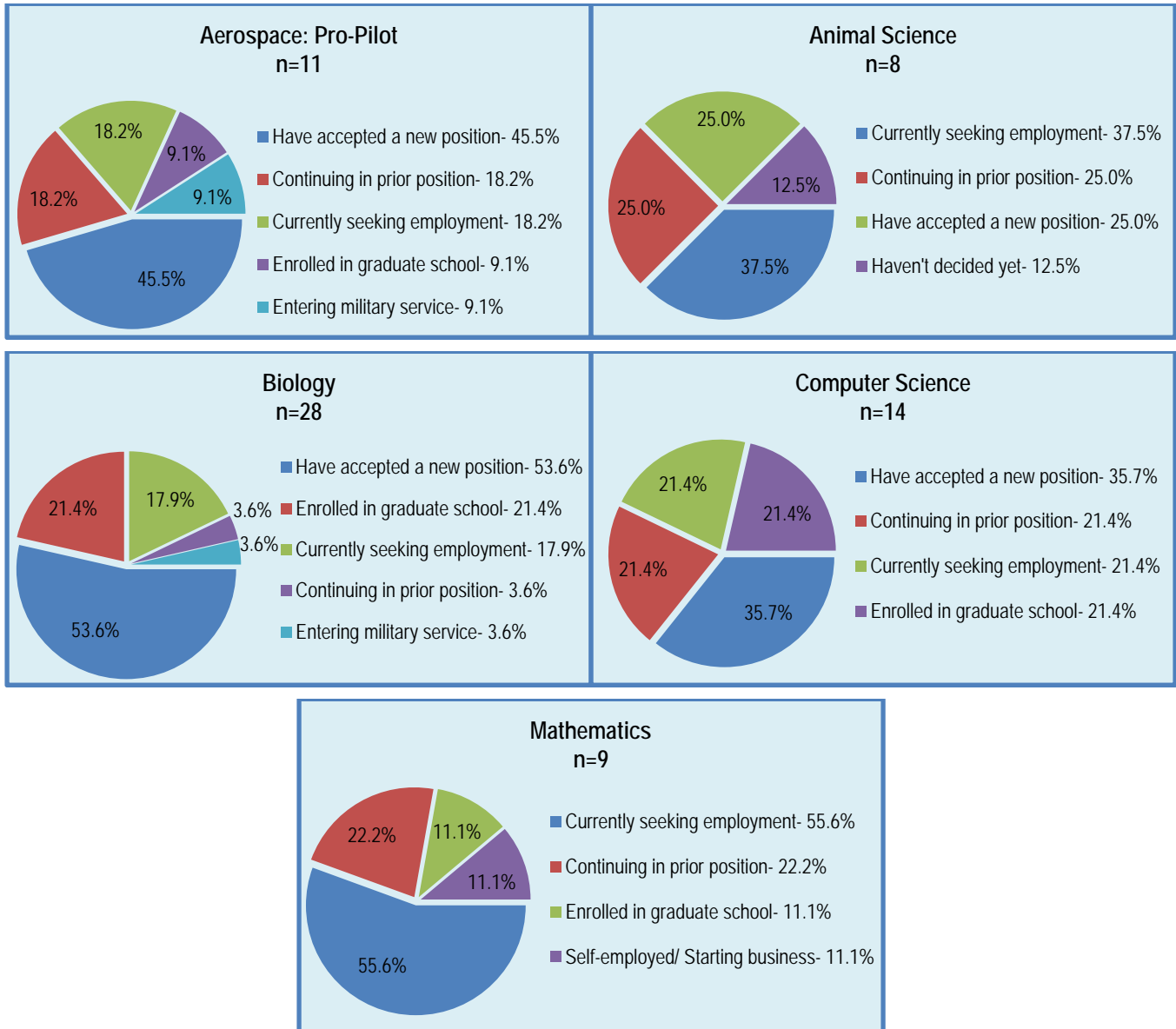




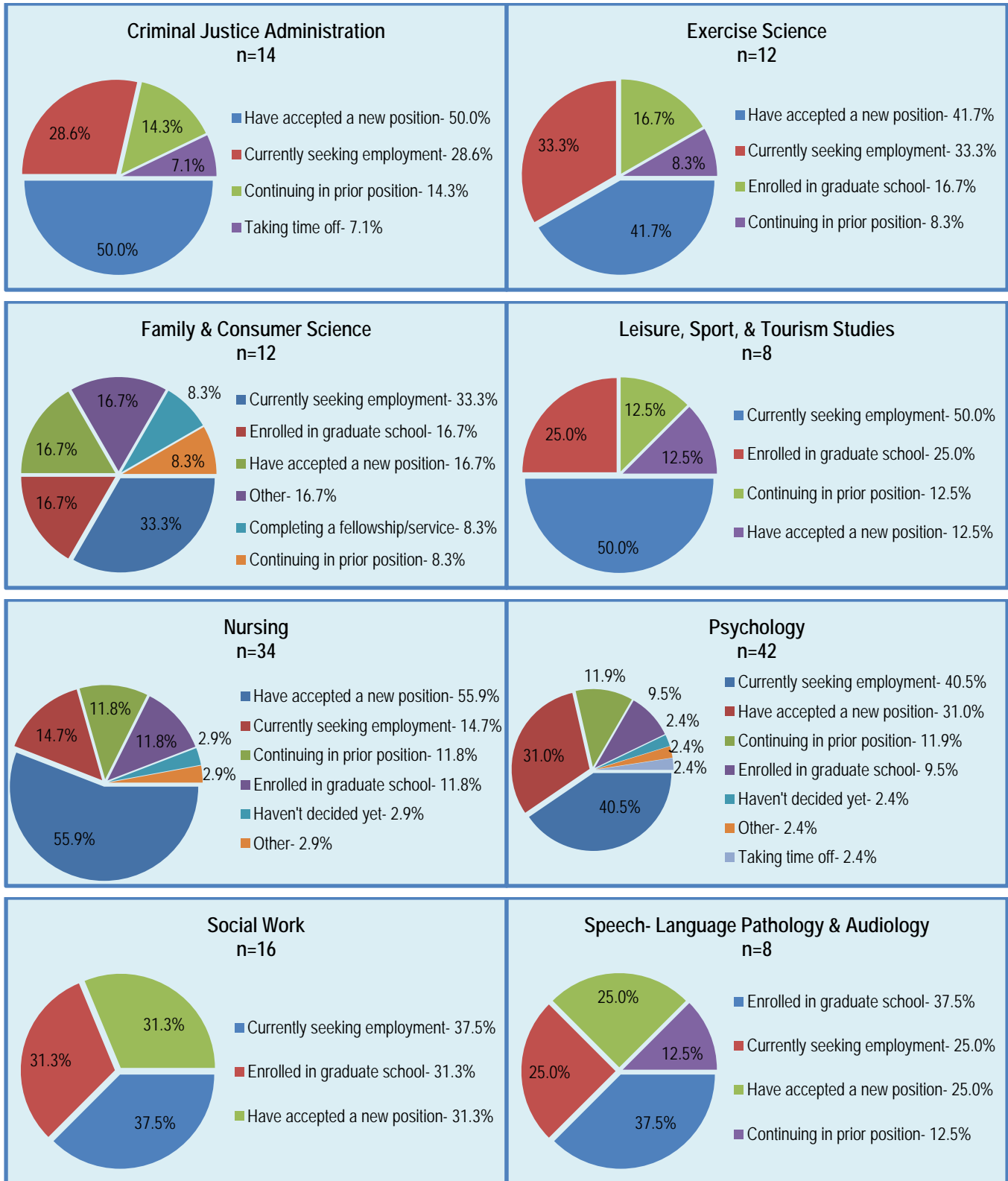
## Primary Plans by Major

The following is a breakdown of Primary Plans by major for majors with eight (8) or more responses:

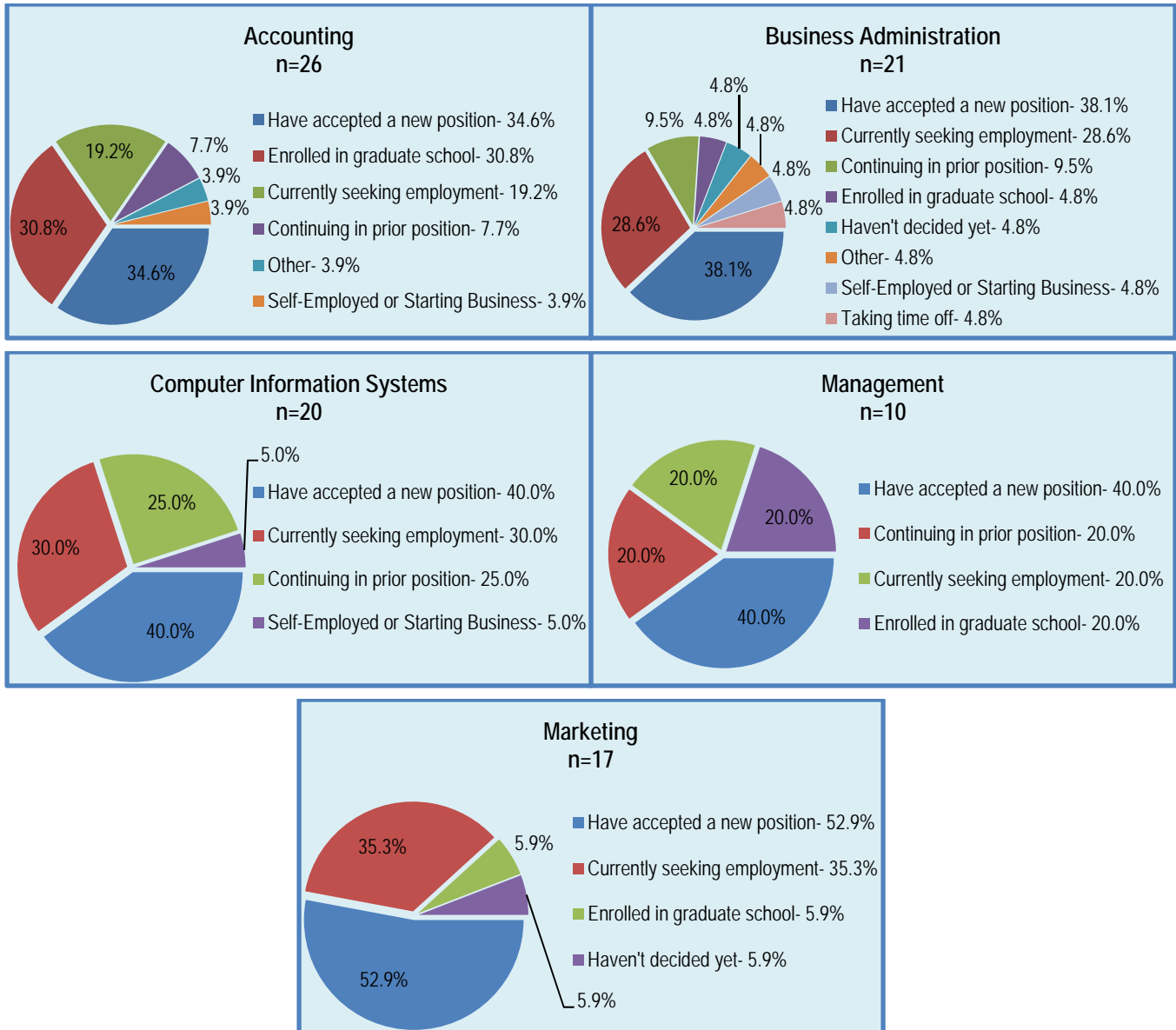
### Basic & Applied Sciences



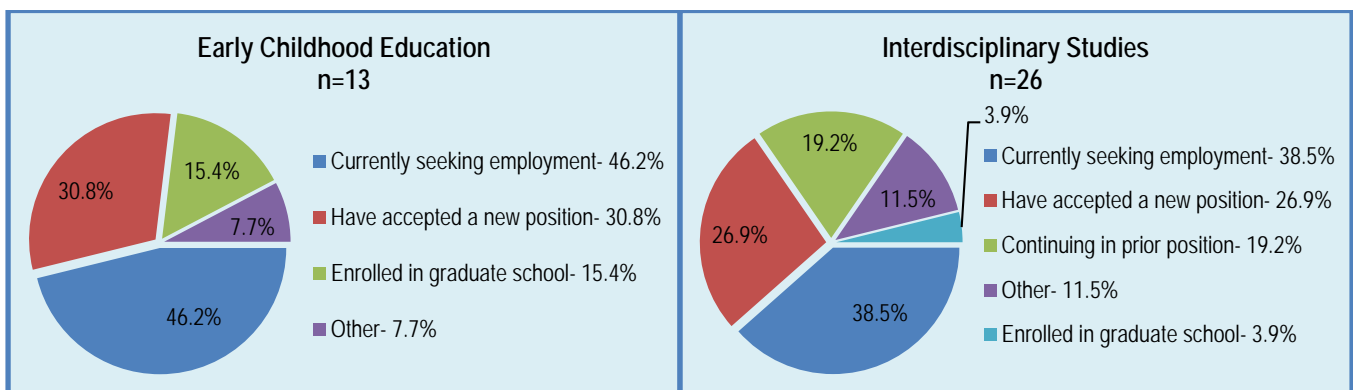
**Behavioral & Health Sciences**



**Business**

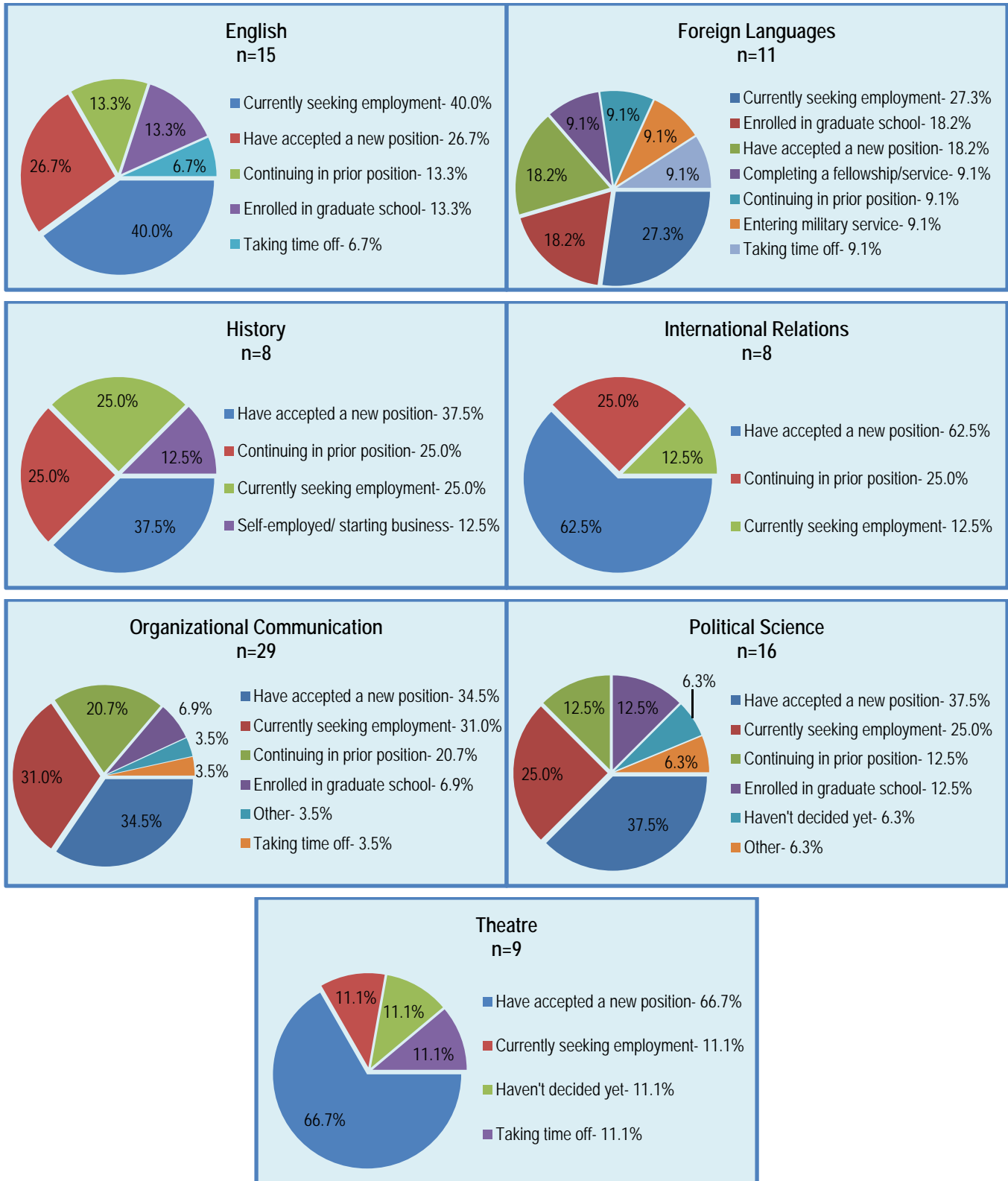


**Education**

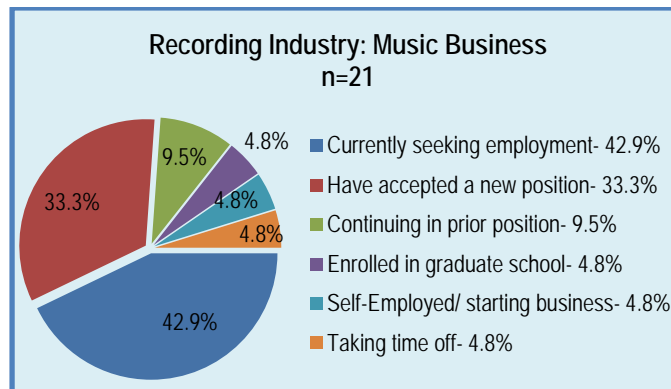
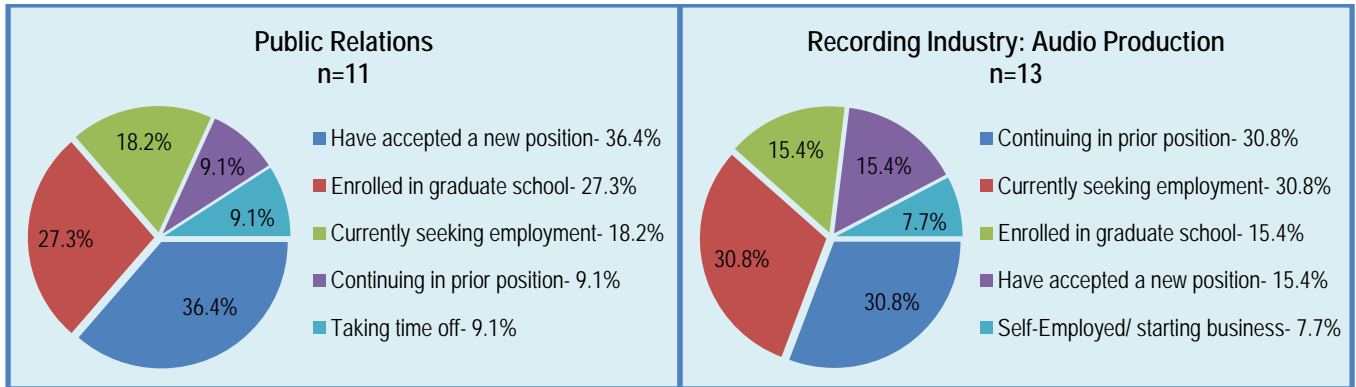




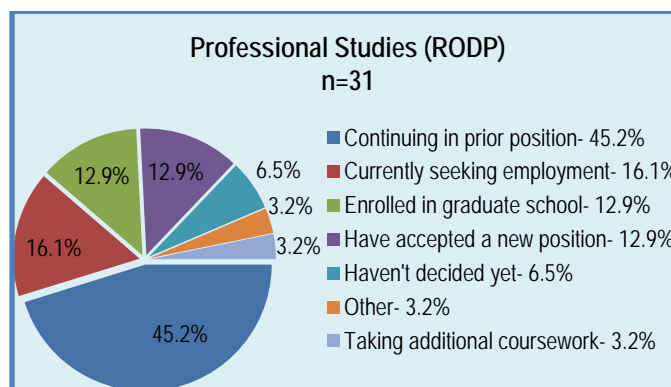
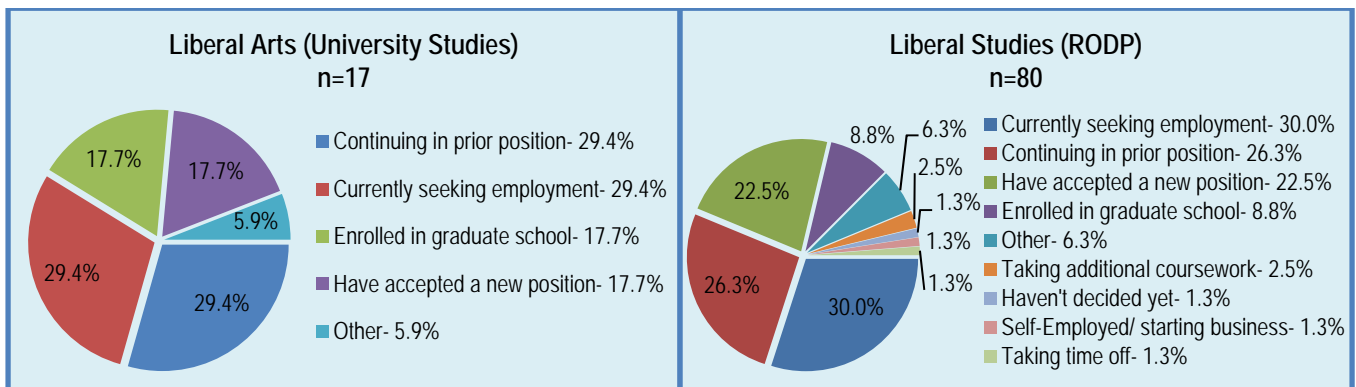
**Liberal Arts**



## Media & Entertainment



## University College



### Salary by Major/ College

Of the 257 reporting a Full-Time New Position as a primary plan, 178 reported their salary. The following is a breakdown by major and college for majors with two or more salaries reported:

Major: Concentration	College	Number	Mode	Minimum	Midpoint	Maximum	Average
Aerospace: Pro Pilot	BAS	4	-	\$25,000	\$39,125	\$77,520	\$45,192
Animal Science	BAS	2	-	\$48,000	-	\$60,000	\$54,000
Biology	BAS	10	\$40,000	\$23,400	\$35,614	\$55,000	\$36,122
Computer Science	BAS	5	-	\$36,500	\$55,000	\$75,000	\$54,560
Concrete Industry Management	BAS	4	-	\$55,000	\$58,500	\$65,000	\$59,250
Criminal Justice Administration	BHS	6	-	\$26,000	\$35,680	\$42,800	\$35,026
Exercise Science	BHS	3	-	\$32,640	\$38,207	\$41,300	\$37,382
Industrial/Organizational Psychology	BHS	2	-	\$38,200	-	\$43,290	\$40,745
Nursing	BHS	13	\$30,000	\$30,000	\$42,900	\$96,000	\$46,821
Nutrition & Food Science	BHS	2	-	\$37,000	-	\$50,000	\$43,500
Psychology	BHS	9	-	\$31,200	\$40,000	\$82,000	\$45,471
Social Work	BHS	3	-	\$34,000	\$51,585	\$85,000	\$56,861
Accounting	BUS	6	\$50,000	\$30,600	\$45,000	\$50,000	\$43,433
Business Administration	BUS	7	-	\$20,000	\$37,000	\$79,000	\$33,714
Computer Information Systems	BUS	6	\$60,000	\$28,600	\$47,460	\$60,000	\$47,386
Management	BUS	4	-	\$43,000	\$44,840	\$57,000	\$47,420
Marketing	BUS	6	-	\$32,000	\$42,125	\$62,500	\$44,798
Early Childhood Education	EDU	2	-	\$21,450	-	\$23,400	\$22,425
Interdisciplinary Studies	EDU	2	-	\$35,203	-	\$42,000	\$38,601
Special Education	EDU	2	-	\$31,000	-	\$34,000	\$32,500
English	LA	2	-	\$35,000	-	\$41,925	\$38,462
Foreign Languages	LA	2	-	\$19,380	-	\$20,800	\$20,090
Global Studies	LA	3	-	\$28,560	\$35,000	\$48,000	\$37,186
History	LA	2	-	\$20,000	-	\$35,000	\$27,500
International Relations	LA	4	-	\$20,800	\$39,500	\$60,000	\$39,950
Organizational Communications	LA	5	-	\$20,000	\$40,000	\$68,000	\$41,960
Political Science	LA	2	-	\$35,000	-	\$42,000	\$38,500
Theatre	LA	5	-	\$30,600	\$35,000	\$40,800	\$35,880
Public Relations	ME	4	-	\$28,000	\$35,852	\$70,000	\$42,426
Recording Industry: Audio Production	ME	2	-	\$21,450	-	\$85,000	\$53,225
Recording Industry: Music Business	ME	4	\$40,000	\$39,000	\$40,000	\$51,000	\$42,500
Integrated Studies	UC	2	-	\$27,000	-	\$30,000	\$28,500
Liberal Arts (University Studies)	UC	3	-	\$31,000	\$38,000	\$39,000	\$36,000
Liberal Studies (RODP)	UC	13	-	\$25,806	\$40,000	\$69,001	\$42,712
Professional Studies (RODP)	UC	3	-	\$29,250	\$37,000	\$39,000	\$35,083

### III. Graduate Degree Results

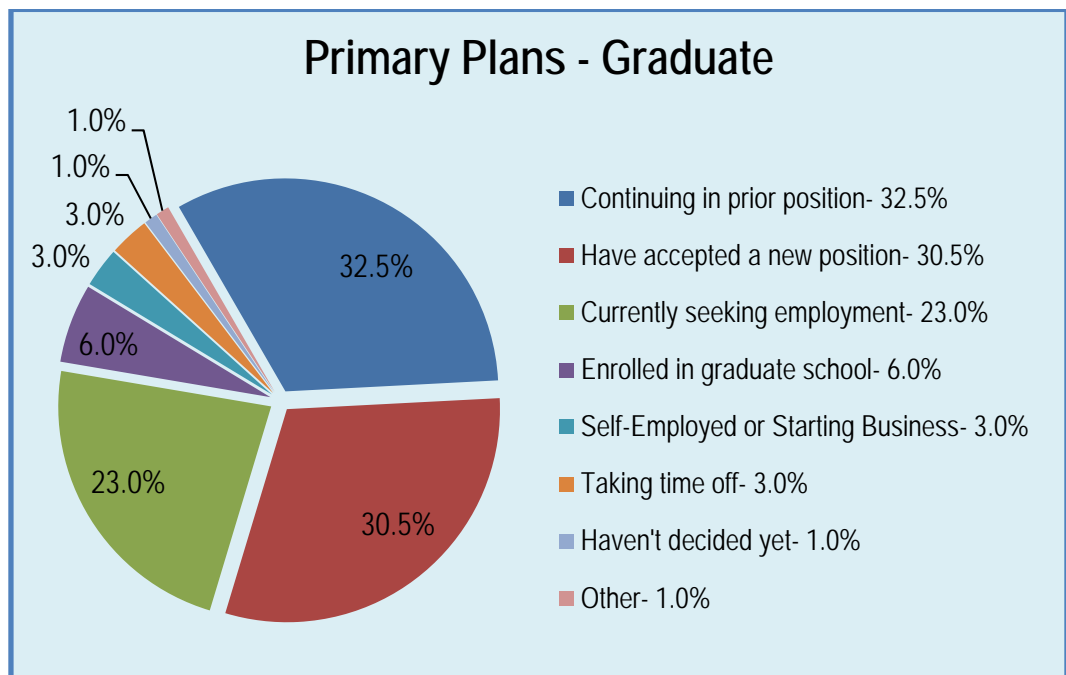
A total of 200 graduate degree majors responded to the survey out of 902 majors for an overall response rate of 22.2%.

College	August Responses	August Grad Majors	August Response Rate	December Responses	December Grad Majors	December Response Rate	May Responses	May Grad Majors	May Response Rate	Total Responses	Total Grad Majors	Total Response Rate
Basic & Applied Sciences	9	43	20.9%	3	38	8.0%	8	57	14.0%	20	138	14.5%
Behavioral & Health Sciences	13	37	35.1%	14	25	56.0%	13	47	27.7%	40	109	36.7%
Business	16	67	23.9%	13	74	18.0%	21	84	25.0%	50	225	22.2%
Education	13	77	16.9%	16	66	24.2%	24	101	23.8%	53	244	21.7%
Liberal Arts	5	20	25.0%	12	25	48.0%	11	48	22.9%	28	93	30.1%
M	2	5	40.0%	2	3	67.0%	1	6	16.7%	5	14	35.7%
University College	1	23	4.3%	2	28	7.1%	1	28	3.6%	4	79	5.1%
<b>Total Graduate Majors</b>	<b>59</b>	<b>272</b>	<b>21.7%</b>	<b>62</b>	<b>259</b>	<b>23.9%</b>	<b>79</b>	<b>371</b>	<b>21.3%</b>	<b>200</b>	<b>902</b>	<b>22.2%</b>

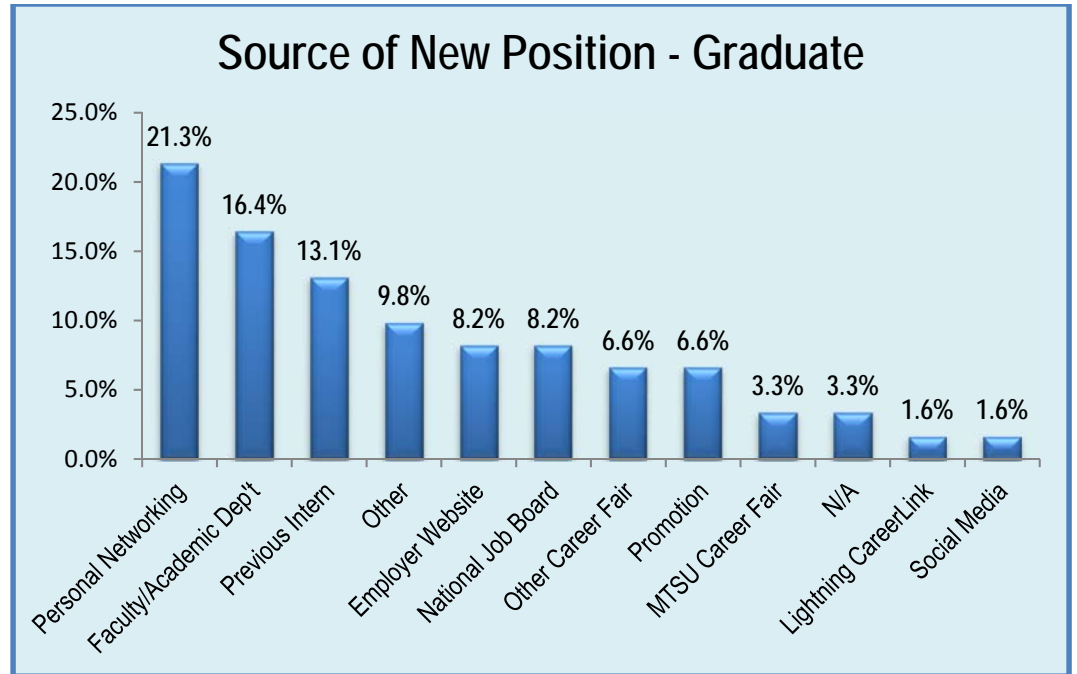
This chart represents the primary plans for the upcoming year for graduate degree recipients.

At the conclusion of the survey period, 23% were seeking employment, down 1.2% from last year. Only 1% have not decided yet, and 1% chose "Other."

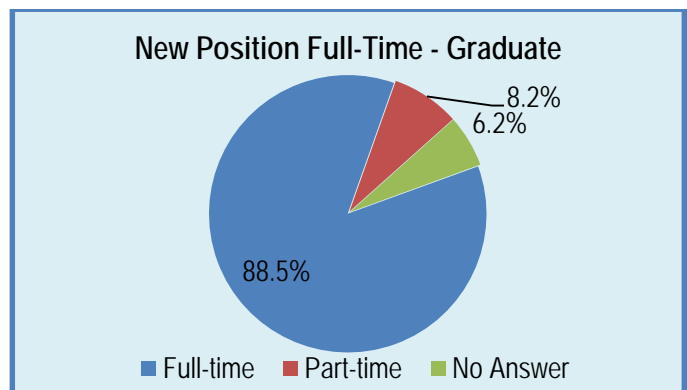
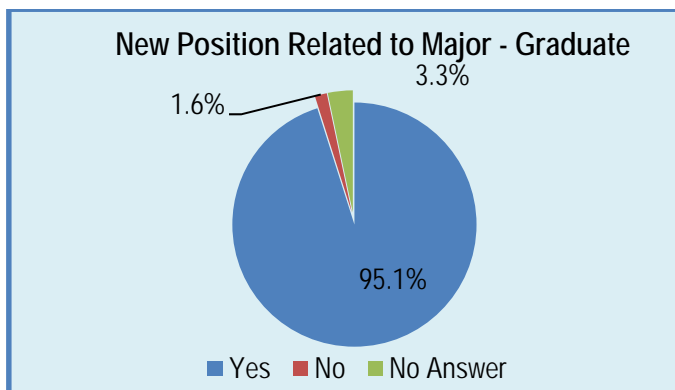
The remaining 75% of graduate degree recipients had plans implemented.



The chart to the right illustrates how graduates obtained their new positions, with **personal networking** (21.3%) and **faculty referrals** (16.4%) being the most prominent.



The charts below show that 95.1% indicated their new position relates to their major and 88.5% of the positions are full-time.



## Employers for New Employment

Of the 61 reporting a Full-Time New Position as their primary plan, 51 listed the name of their employer:

Employer	Major	Number
AMEC Foster-Wheeler	Geosciences	1
AveLead, LLC	Information Systems	1
Bedford County	Business Administration	1
Bedford County Board of Education	Professional Counseling (Masters)	1
Blackman High School	Information Systems	1
Campbell County Board of Education	Administration and Supervision (Masters - Specialist)	1
Capital One	Administration and Supervision (Masters - Specialist)	1
Davidson County Mental Health Court	Social Work	1
DCI	Administration and Supervision (Masters - Specialist)	1
Deloitte	Accounting	2
Department of Children Services	Social Work	1
Dollar General	Psychology	1
Federal Aviation Administration	Administration and Supervision (Masters - Specialist)	1
Game Creek Video	Nursing	1
Hospital Corporation of America	Accounting	1
Hospital Corporation of America	Nursing	1
Infiniti Motor Corporation	Aviation Administration (Masters)	1
James Madison University	Mathematics and Science Education (Ph.D)	1
Langston University	English	2
LBMC	Accounting	2
Liberty National Life Insurance Company	Nursing	1
Metro Nashville Public Schools	Curriculum and Instruction (Masters - Specialist)	1
Middle Tennessee State University	Social Work	1
Michigan State University	History	1
Middle Tennessee State University	Computer Science	1
Northeast Community College	Nursing	1
Optum	Information Systems	1
Precision Crystal	Literacy Studies (Ph.D)	1
PricewaterhouseCoopers	Accounting	1
Razor & Tie	Professional Counseling (Masters)	1
Rutherford County	Management	1
Rutherford County Board of Education	Business Administration	1
Rutherford County Board of Education	Professional Studies (RODP)	1
Rutherford County Board of Education	Literacy (Masters)	1
Saint Thomas	Nursing	1
St. Thomas Midtown	History	1
Superior Concrete Materials	Social Work	1
Tennessee State Parks	History	1
The Job Shoppe	Management	1
The Prizery	Professional Science (Masters)	1
Union County Board of Education	Professional Counseling (Masters)	1
Vanderbilt	Professional Counseling (Masters)	1
Vanderbilt University Medical Center	International Affairs (Masters)	1
Vanderbilt University Medical Center	Computer Science	1
Welch College	History	1
Williamson County Board of Education	Curriculum and Instruction (Masters - Specialist)	1
Williamson County Board of Education	Horse Science (Masters)	1
Williamson County Exposition Center	Horse Science (Masters)	1
<b>Total New Employment Acceptances</b>		<b>51</b>



## Location

Of the 61 reporting a Full-Time New Position as their primary plan, 50 listed the location of their employment:

- Atlanta, GA
- Bartlett, TN
- Brentwood, TN (5)
- Columbia, TN
- Franklin, TN (3)
- Gallatin, TN
- Goodlettsville, TN
- Greensboro, NC
- Harrisonburg, VA
- Hudson, NH
- Jacksboro, TN
- Jasper, TN
- Lansing, MI
- Langston, OK (2)
- Matthews, NC
- Murfreesboro, TN (6)
- Nashville, TN (12)
- New York, NY
- Norfolk, NE
- Oklahoma City, OK
- Plano, TX
- Shelbyville, TN
- Smyrna, TN
- South Boston, VA
- Taylor, TX
- Unionville, TN
- Washington D.C.

## Salary Averages

Of the 61 reporting a Full-Time New Position as a primary plan, 43 reported their salary.

- Range: \$20,000 to \$90,000
- Average: \$45,234
- Median: \$42,000
- Mode: \$30,000

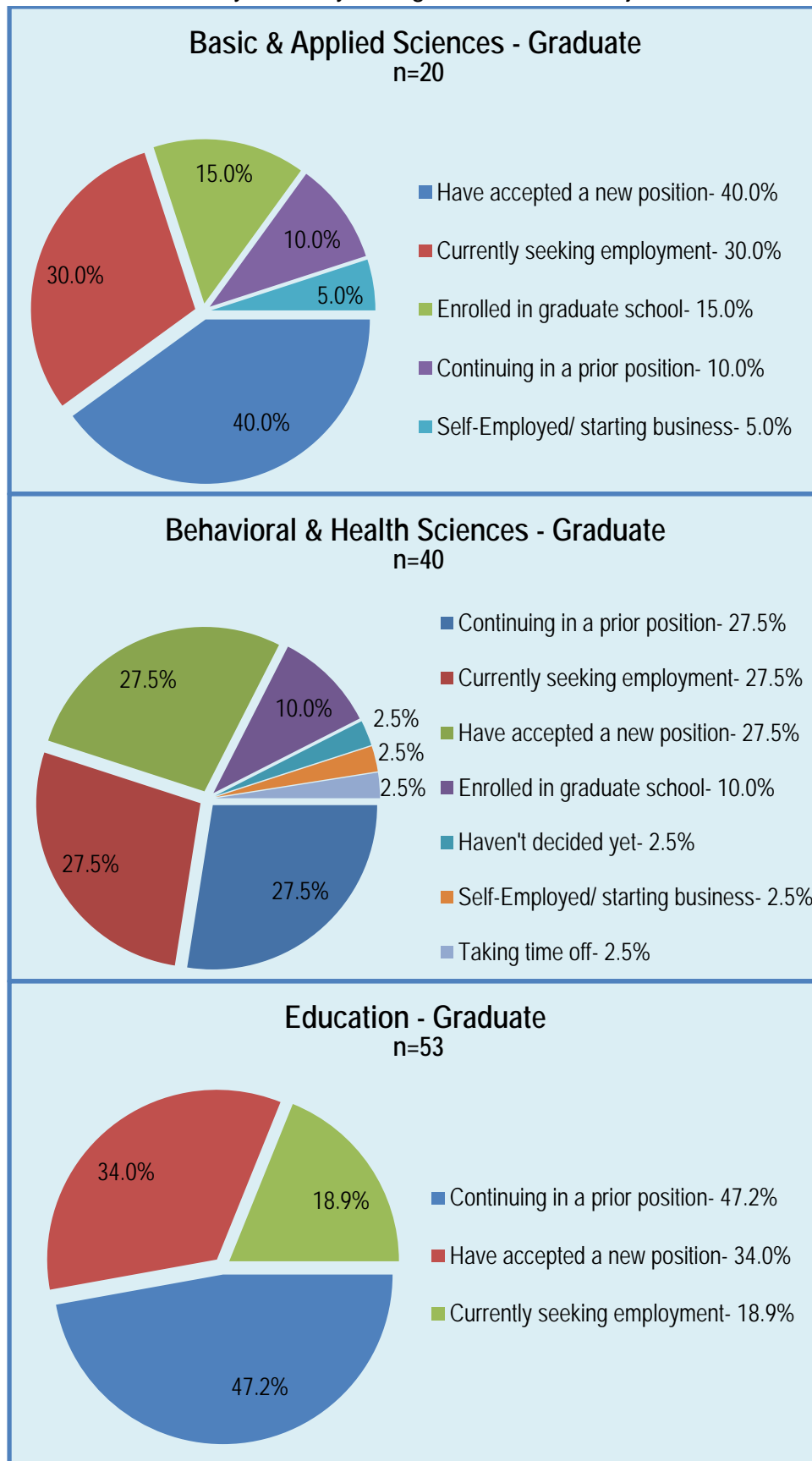
## Salary Breakdown by Major/ College

Of the 61 reporting a Full-Time New Position as a primary plan, 42 reported their salary. The following is a breakdown by major and college for majors with two or more salaries reported:

Major: Concentration	College	Number	Mode	Minimum	Midpoint	Maximum	Average
Information Systems	BAS	3	-	\$38,000	\$68,000	\$90,000	\$65,333
Nursing	BHS	3	-	\$20,000	\$35,000	\$39,000	\$31,333
Professional Counseling	BHS	4	-	\$30,000	\$39,925	\$45,000	\$38,713
Social Work	BHS	4	-	\$30,000	\$36,000	\$70,000	\$43,000
Accounting	BUS	5	-	\$44,880	\$52,500	\$59,000	\$51,676
Business Administration	BUS	2	-	\$36,495	-	\$38,000	\$37,248
Management	BUS	2	-	\$32,500	-	\$36,000	\$34,250
Administration & Supervision	EDU	3	-	\$36,000	\$38,312	\$85,000	\$53,104
Curriculum and Instruction	EDU	2	-	\$40,000	-	\$44,300	\$42,150
English	LA	2	-	\$50,000	-	\$60,000	\$55,000
History	LA	4	-	\$32,000	\$42,109	\$60,000	\$44,054

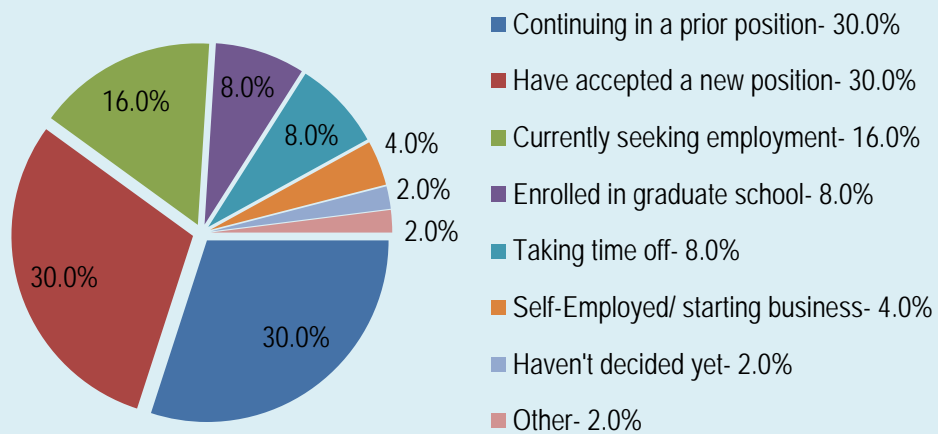
### Primary Plans by College

The following is a breakdown of Primary Plans by College for Graduate Majors.



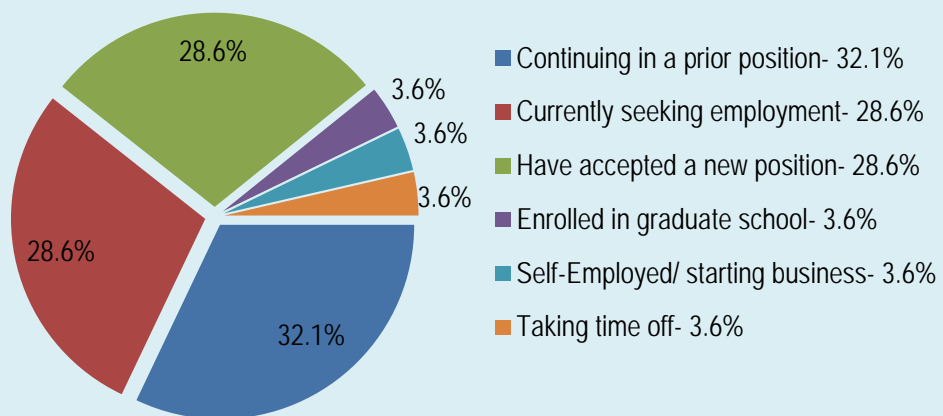
### Business - Graduate

n=50



### Liberal Arts - Graduate

n=28



### Media & Entertainment - Graduate

n=5

