


# COURSE AND SIGNATURE ASSIGNMENT WORKSHOP


---




# MTE Syllabus/Signature Assignment Workshop

## Components of an MT Engage course

- One or more high impact practices
- Signature assignment assessed using the MTE Rubric that students will save to D2L ePortfolio




- What course will you certify?
- What will be your HIP or HIPs?
- Will you create a signature assignment or modify an existing assignment?
- Which MTE Rubric indicators will you select?



Share your notes with a table  
colleague

Use backward design to re/frame  
your assignments and the  
instruction needed to support  
them.



Share with colleagues at your table

