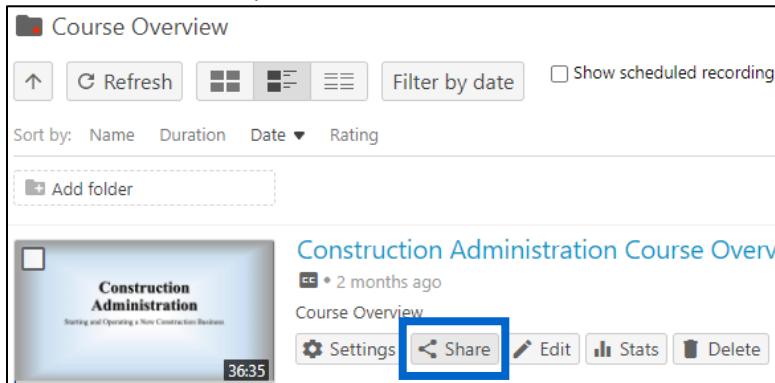


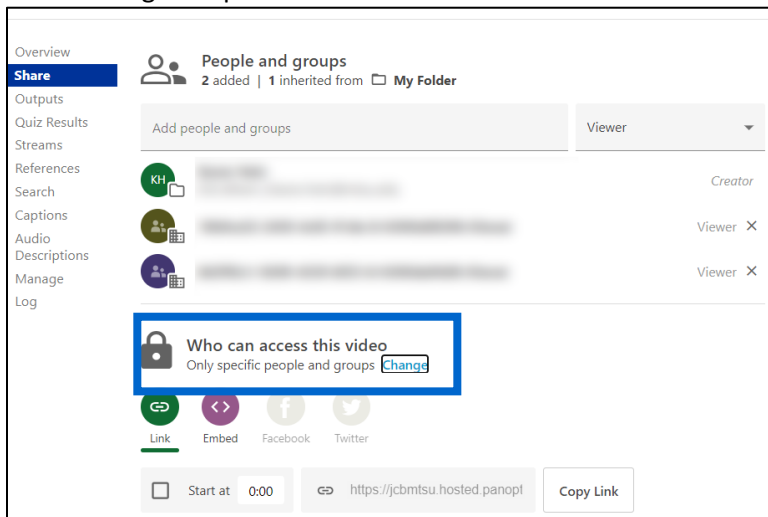
MTSU Changing Permissions Online on a Panopto Video

Videos stored in Panopto may need to have permissions set so that the video can be viewed by students across D2L course shells.

Once you have logged into Panopto and navigated to the desired folder and video, click the **Share** button associated with the specific video.

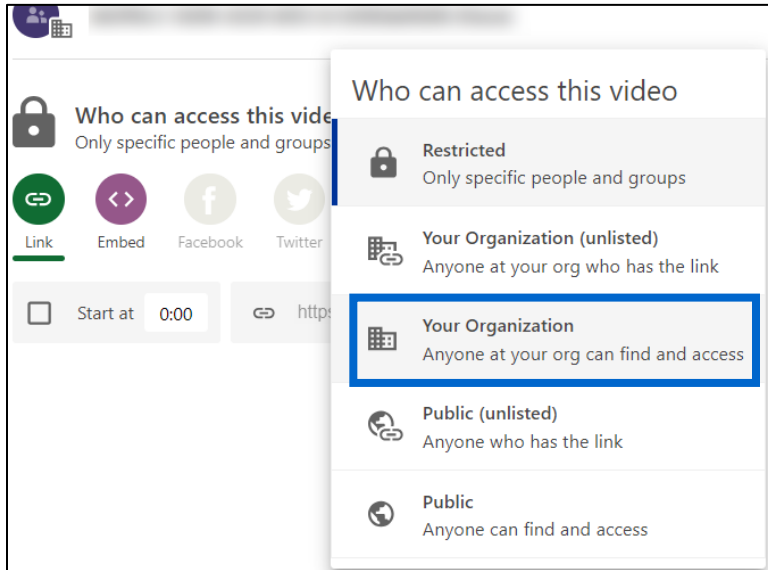


In the pop-up window that appears, locate the **Who Can Access This Video** section. Click the **Change** link to change the permissions.

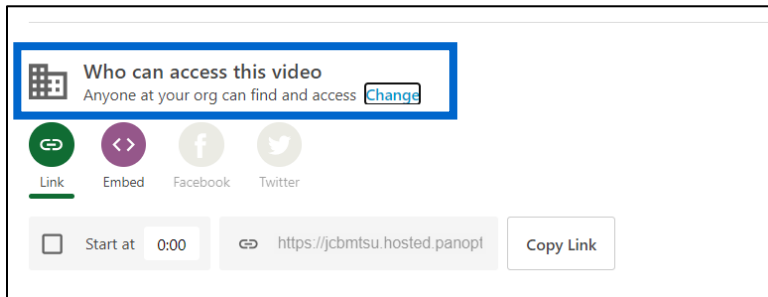


MTSU Changing Permissions Online on a Panopto Video

Select **Your Organization** from the permission options displayed. This will allow individuals within MTSU to view the video but not anyone from outside of the organization.



The **Who can access this video** information should now reflect **Anyone at your org can find and access**.



Select to copy the link or the Embed Code to insert the video into D2L.