


Converting a photo to a PDF on an Android phone

When taking a photo for class, make sure there good lighting and your photo is clear and legible.

You will need to download the Brightspace Pulse App for D2L.

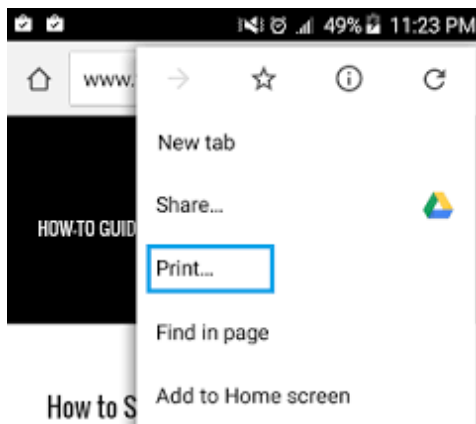
1. Open Google **Photos**.



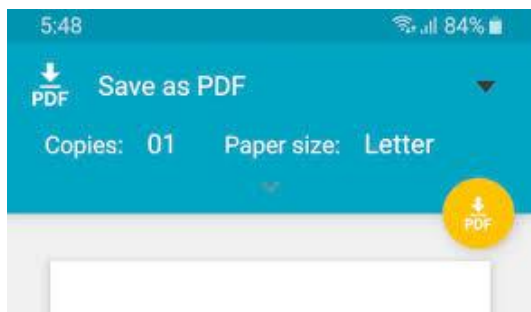
2. Select a photo.



3. Select the : menu > Print.



4. Select the drop down menu from the top and select Save as PDF.



5. Name the file and select **Save** to download the **image** to your **Android** phone.

6. Repeat for each **image**